



## Polyflor Ltd

P O Box 3  
Radcliffe New Road  
Whitefield  
Manchester M45 7NR  
Tel: 0161-766 3781 Fax: 0161-766 3946

**Agrément  
Certificate  
No 94/3064**

Second issue\*

Designated by Government  
to issue  
European Technical  
Approvals

## POLYFLOR MARBLEISED CONTRACT FLOOR COVERINGS

Revêtement de sol  
Fußbodenbelag

## Product



• THIS CERTIFICATE RELATES TO POLYFLOR MARBLEISED CONTRACT FLOOR COVERINGS, A RANGE OF HOMOGENEOUS FLEXIBLE VINYL DECORATIVE FLOOR COVERINGS DESCRIBED IN THE ACCOMPANYING DETAIL SHEETS.

- The floorings are suitable for use in the areas described in the appropriate Detail Sheet.
- The floorings have the Gws and BS EN 649 : 1997 classifications described in the appropriate Detail Sheet.

These Front Sheets must be read in conjunction with the accompanying Detail Sheets, which provide information specific to the flooring type.

## Regulations — Detail Sheet 1

### 1 The Building Regulations 2000 (England and Wales)



In the opinion of the British Board of Agrément, there are no requirements in these Regulations relating to the use of Polyflor Marbleised Contract Floor Coverings.

### 2 The Building Standards (Scotland) Regulations 1990 (as amended)



In the opinion of the BBA, there are no requirements in these Regulations relating to the use of Polyflor Marbleised Contract Floor Coverings.

### 3 The Building Regulations (Northern Ireland) 2000



In the opinion of the BBA, there are no requirements in these Regulations relating to the use of Polyflor Marbleised Contract Floor Coverings.

### 4 Construction (Design and Management) Regulations 1994 (as amended) Construction (Design and Management) Regulations (Northern Ireland) 1995 (as amended)

Information in this Certificate may assist the client, planning supervisor, designer and contractors to address their obligations under these Regulations.

See section:

6 Delivery and site handling.

## Technical Specification

### 5 Description

5.1 The products are manufactured in a continuous process. Quality control includes checks on the raw materials, during production and tests on the finished product for:

visual quality  
shade  
gauge  
width  
length  
static indentation  
dimensional stability  
roll straightness/layflat  
elastic product  
tile size/squareness.

5.2 Other tests are carried out (at least annually) including:

colourfastness  
flexibility.

5.3 The floor coverings are fully bonded to the sub-floor using the appropriate adhesive. The Certificate holder can advise on suitable adhesives for a particular application.

5.4 All joints in sheets are either hot welded using the Polyflor Ejecta welding rod or chemically welded using Polyflor Pro-Weld. The 500 mm tiles should be hot welded.

### 6 Delivery and site handling

6.1 Rolls of Polyflor Marbleised Floor Coverings are packed in polypropylene sleeves with cardboard end caps. Tiles are packaged in cartons containing numbers related to thickness as detailed in the relevant Detail Sheet. All are marked with a label showing the batch number, shade number, manufacturer's markings, and the BBA identification mark incorporating the number of this Certificate.

6.2 The rolls should be stored on end in a clean, warm, dry, well-ventilated area and should be carried horizontally by two operators, or moved using a sack barrow.

6.3 Water-based adhesives should be stored in frost-free conditions.

## Design Data

### 7 General

7.1 Polyflor Marbleised Contract Floor Coverings are satisfactory for use in the areas given in the appropriate Detail Sheet.

7.2 With nosings the floor coverings are satisfactory for use on the staircases and landings of these buildings.

7.3 The floor coverings possess good resistance to most chemicals likely to be encountered in everyday use, but may be permanently marked by concentrated acids, organic solvents and certain dyes. The Certificate holder can advise on a product's suitability for a particular location.

7.4 In common with other vinyl floor coverings, Polyflor Marbleised Contract Floor Coverings have good slip resistance when dry. The slip resistance is affected by wet, greasy or contaminated surface conditions and by the footwear worn.

### 8 Underfloor heating

The products can be used with underfloor heating, but there must be a control thermostat in the screed to keep the surface temperature below 27°C.

### 9 Maintenance

9.1 The floors must be maintained by regular sweeping, and by machine cleaning or mopping with a neutral or alkaline detergent diluted in accordance with the manufacturer's instructions.

9.2 Further information on maintenance is given in the *Polyflor Technical Information Manual*, and the appropriate Detail Sheet of this Certificate.

## Installation

### 10 Base

10.1 The base should be designed, built and prepared in accordance with BS 8203 : 2001.

10.2 A solid floor should have an effective damp-proof membrane in accordance with CP 102 : 1973 (see also BS 8102 : 1990 and BS 8215 : 1991).

10.3 To prevent premature setting of the adhesive, underfloor heating must be switched off at least two days before the flooring is laid and must not be switched on for two days after the installation.

### 11 Preparation

Before installation, rolls are loosened and the products allowed to condition in the area where they are to be laid in accordance with the Certificate holder's instructions. The ambient temperature during the conditioning period and application should be between 18°C and 26°C, and any screed should have a surface temperature of at least 15°C.

### 12 Laying

12.1 The products are laid generally in accordance with BS 8203 : 2001, section 4, and the manufacturer's instructions, using an adhesive approved by the Certificate holder.

12.2 Particular care must be taken to avoid the formation of bubbles.

12.3 The floor is rolled with a 68 kg articulated roller immediately after laying, and again one to four hours later.

12.4 All joints are welded as described in section 5.4 of these Front Sheets. Hot welding must be carried out at least 24 hours after installation or when the adhesive is completely dry.

12.5 Cove skirtings are welded at the perimeter except in those areas where the flooring has been formed over a cove former and adhered to the wall.

## Additional Information

The management systems of the Certificate holder have been assessed and registered as meeting the requirements of BS EN ISO 9001 : 1994 by SGS Yarsley International Certification Services Ltd (Certificate No Q660).

## Bibliography

BS 8102 : 1990 *Code of practice for protection of structures against water from the ground*

BS 8203 : 2001 *Code of practice for installation of resilient floor coverings*

BS 8215 : 1991 *Code of practice for design and installation of damp-proof courses in masonry construction*

BS EN 649 : 1997 *Resilient floor coverings. Homogeneous and heterogeneous polyvinyl chloride floor coverings. Specification*

BS EN ISO 9001 : 1994 *Quality systems — Model for quality assurance in design, development, production, installation and servicing*

CP 102 : 1973 *Code of practice for protection of buildings against water from the ground*

### 13 Conditions

13.1 This Certificate:

- (a) relates only to the product that is described, installed, used and maintained as set out in this Certificate;
- (b) is granted only to the company, firm or person identified on the front cover — no other company, firm or person may hold or claim any entitlement to this Certificate;
- (c) has to be read, considered and used as a whole document — it may be misleading and will be incomplete to be selective;
- (d) is copyright of the BBA.

13.2 References in this Certificate to any Act of Parliament, Regulation made thereunder, Directive or Regulation of the European Union, Statutory Instrument, Code of Practice, British Standard, manufacturers' instructions or similar publication, shall be construed as references to such publication in the form in which it was current at the date of this Certificate.

13.3 This Certificate will remain valid for an unlimited period provided that the product and the manufacture and/or fabricating process(es) thereof:

- (a) are maintained at or above the levels which have been assessed and found to be satisfactory by the BBA;

(b) continue to be checked by the BBA or its agents; and

(c) are reviewed by the BBA as and when it considers appropriate.

13.4 In granting this Certificate, the BBA makes no representation as to:

- (a) the presence or absence of any patent or similar rights subsisting in the product or any other product;
- (b) the right of the Certificate holder to market, supply, install or maintain the product; and
- (c) the nature of individual installations of the product, including methods and workmanship.

13.5 Any recommendations relating to the use or installation of this product which are contained or referred to in this Certificate are the minimum standards required to be met when the product is used. They do not purport in any way to restate the requirements of the Health & Safety at Work etc Act 1974, or of any other statutory, common law or other duty which may exist at the date of this Certificate or in the future; nor is conformity with such recommendations to be taken as satisfying the requirements of the 1974 Act or of any present or future statutory, common law or other duty of care. In granting this Certificate, the BBA does not accept responsibility to any person or body for any loss or damage, including personal injury, arising as a direct or indirect result of the installation and use of this product.



In the opinion of the British Board of Agrément, Polyflor Marbleised Contract Floor Coverings are fit for their intended use provided they are installed, used and maintained as set out in this Certificate. Certificate No 94/3064 is accordingly awarded to Polyflor Ltd.

On behalf of the British Board of Agrément

A handwritten signature in black ink, appearing to read 'P. Q. Newson', is written over a light grey background.

Date of Second issue: 27th March 2002

Chief Executive

*\*Original Certificate issued on 26th October 1994. This amended version includes company name change, updated Building Regulations and Standards, inclusion of a CDM statement, reference to BS EN 649 : 1997 classifications and new Conditions of Certification.*



Polyflor Ltd

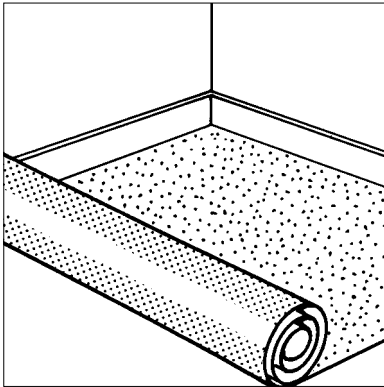
**POLYFLOR XL**

Certificate No 94/3064

**DETAIL SHEET 2**

Second issue\*

## Product



• THIS DETAIL SHEET REPLACES CERTIFICATE No 89/2247 AND CERTIFICATE No 89/2342 AND RELATES TO POLYFLOR XL, A HOMOGENEOUS FLEXIBLE VINYL DECORATIVE FLOOR COVERING.

• Polyflor XL is available in four thicknesses, 1.5 mm, 2.0 mm, 2.5 mm and 3.0 mm.

• The 2.0 mm, 2.5 mm and 3.0 mm Polyflor XL product is available in sheet or tile form. The 1.5 mm product is available in sheet form only.

• Polyflor XL is suitable for use in the areas described in sections 3.2, 3.4 and 3.5 of this Detail Sheet.

• The 1.5 mm Polyflor XL product has a G3w(s) classification (see section 3.3).

• The 2.0 mm, 2.5 mm and 3.0 mm Polyflor XL have G5w(s) classifications (see section 3.2).

• The product is classified 34 and 43 by BS EN 649 : 1997.

This Detail Sheet must be read in conjunction with the Front Sheets, which give the product's position regarding the Building Regulations, general information relating to the product and the Conditions of Certification, respectively.

## Technical Specification

### 1 Description

1.1 Polyflor XL is a homogeneous, flexible PVC floor covering in sheet and tile form. It is available ex-stock with the characteristics given in Table 1.

1.2 The product is available in the range of standard colours shown in Table 2.

### 2 Delivery and site handling

Tiles of Polyflor XL for both thicknesses are packed in cartons containing either 50 of the 300 mm by 300 mm product, or 20 of the 500 mm by 500 mm product. Tiles of Polyflor XL for the 2.5 mm thickness are packed in cartons containing either 40 of the 300 mm by 300 mm product, or 16 of the 500 mm by 500 mm product. Tiles of Polyflor XL for the 3.0 mm thickness are packed in cartons containing either 33 of the 300 mm by 300 mm product, or 13 of the 500 mm by 500 mm product.

Table 1 Product weights and dimensions

Property	Thickness (mm)			
	1.5	2.0	2.5	3.0
sheet width (m)	2	2	2	2
sheet length (m)	27.5	20	15	13
weight/unit area (kgm <sup>-2</sup> )	2.36	3.20	4.18	5.10
weight of roll (kg)	129.8	128.0	125.4	132.6
tile dimensions (mm)	—	300 x 300 500 x 500	300 x 300 500 x 500	300 x 300 500 x 500

Table 2 Colours and codes

		Thickness (mm)			
2.0		1.5		2.5 and 3.0	
Colour	Code	Colour	Code	Colour	Code
Black Cherry	8580	Black Panther	8640	Atlantic Blue	9170
Black Panther	8640	Nougat	9010	Lagoon	9360
Dove White	8740	Venetian Blue	9040	Sea Green	9190
Nougat	9010	Eau de Nil	9080	Sunburst	9260
Venetian Blue	9040	Mushroom	9110		
Eau de Nil	9080	Caraway Brown	9140		
Mushroom	9110	Desert Sand	9180		
Graphite	9120	Slate Grey	9200		
Caraway Brown	9140	Sandalwood	9320		
Desert Sand	9180	Nimbus Grey	9130		
Slate Grey	9200	Bamboo	9020		
Oatmeal	9240	Red Cedar	9300		
Sandalwood	9320	Mulberry	9060		
Polary Grey	9240	Hazel	9290		
		Parchment	9100		
		Cool Mint	9090		
		Conifer	9220		

## Design Data

### 3 General

#### Polyflor XL (1.5 mm)

3.1 With welded joints the 1.5 mm product has a G3w classification, and with welded joints and cove skirtings a G3w(s) classification, as defined in MOAT No 36 : 1987. It is classified 31 by BS EN 649 : 1997.

3.2 The product is satisfactory for use in situations where wet methods are to be used for cleaning and is satisfactory for use in dwellings, or in the following situations in public and commercial buildings, which have light traffic and wear.

- (a) entrance halls<sup>(2)</sup>, lobbies<sup>(2)</sup> and corridors of hotels
- (b) restaurants, coffee bars and bars
- (c) staircases and landings in blocks of flats and hostels (a nosing is necessary)
- (d) classrooms, studies, lecture rooms, dormitories and toilets in schools
- (e) small wards, consulting rooms, or consultants' waiting rooms in hospitals or clinics
- (f) toilets and lift landings in blocks of offices.

#### Polyflor XL (2.0 mm)

3.3 With welded joints the 2.0 mm product has a G5w classification, and with welded joints and cove skirtings the 2.0 mm sheet product has a G5w(s)<sup>(1)</sup> classification, as defined in MOAT No 36 : 1987. It is classified 34 and 43 by BS EN 649 : 1997.

3.4 The product is satisfactory for use in situations where wet methods are to be used for cleaning

and is suitable for use in heavily trafficked areas such as:

- (a) entrance halls<sup>(2)</sup>, lobbies<sup>(2)</sup>, and corridors in blocks of flats, hostels, schools, public and commercial buildings, hotels and hospitals
- (b) classrooms, studies, lecture rooms, dormitories, dining halls, canteens and toilets in schools
- (c) offices, toilets and lift landings in public and commercial buildings
- (d) public reception halls in banks and post offices
- (e) wards, consulting rooms, waiting rooms, dining rooms, games and recreation rooms in hospitals
- (f) public areas and toilets of restaurants, coffee bars and bars<sup>(1)</sup>
- (g) restaurants, coffee bars, bars, lounges and toilets of hotels
- (h) laboratories (see section 7.3 of the Front Sheets).

#### Polyflor XL (2.5 mm and 3.0 mm)

3.5 The product in sheet and tile form has a G5w(s) classification (with hot welded or cold sealed joints and cove skirting) or G5w classification (with hot welded or cold sealed joints) as defined in MOAT No 36 : 1987. It is classified 34 and 43 by BS EN 649 : 1997.

3.6 The product is satisfactory for use in situations where wet methods are to be used for cleaning and is satisfactory for use in heavily trafficked situations such as:

- (a) entrance halls<sup>(2)</sup>, lobbies<sup>(2)</sup>, and corridors in blocks of flats, hostels, schools, public and commercial buildings, hotels and hospitals

# Electronic Copy

(b) classrooms, studies, lecture rooms, dormitories, dining halls, canteens and toilets in schools

(c) offices, toilets and lift landings in public and commercial buildings

(d) public reception halls in banks and post offices

(e) wards, consulting rooms, waiting rooms, dining rooms, games and recreation rooms in hospitals

(f) public areas and toilets of restaurants, coffee bars and bars<sup>(1)</sup>

(g) restaurants, coffee bars, bars, lounges and toilets of hotels

3.7 Polyflor XL sheet and tiles of 3.0 mm thickness are also satisfactory for use in light industrial applications (provided these do not involve such operations as welding or the use of any chemicals which adversely affect plasticised PVC).

(1) The 300 mm x 300 mm Polyflor XL tiles can be welded to this standard, but their small size means that such welding may not be practicable.

(2) Mats should be provided at the entrance to intercept rainwater, dirt and grit.

## 4 Performance in relation to fire

4.1 When tested for surface spread of flame to BS 476-7 : 1987, Polyflor XL achieved a Class 2 rating.

4.2 When tested for critical radiant flux to ASTM E 648-78, a result of  $>0.45 \text{ Wcm}^{-2}$  was obtained for Polyflor XL.

4.3 When tested for surface spread of flame to BS 476-7 : 1971, Polyflor XL achieved a Class 2 rating.

## 5 Underfloor heating

Polyflor XL flooring may be used with underfloor heating provided the screed contains a thermostat set to operate at or below 27°C.

## 6 Maintenance

6.1 The Polyflor XL floor may be polished using emulsion polishes, as described in the *Polyflor Technical Information Manual — Maintenance Guide*.

6.2 The Polyflor XL floor is maintained by regular sweeping, and by machine cleaning or mopping with a neutral or alkaline detergent diluted to the manufacturer's instructions. It may be polished using emulsion polishes, as described in the *Polyflor Technical Information Manual — Maintenance Guide*.

## 7 Durability

7.1 In the situations described in sections 3.2 and 3.3 of this Detail Sheet, and with proper

maintenance, 1.5 mm and 2.0 mm Polyflor XL will remain serviceable for at least 10 years and will retain its appearance and colour over this period.

7.2 In the situations described in section 3.4 of this Detail Sheet, and with proper maintenance, 2.5 mm Polyflor XL will retain its appearance, with good colour stability and will remain serviceable for at least 12 years; 3.0 mm Polyflor XL will do so for at least 15 years.

## Technical Investigations

The following technical investigations were carried out on Polyflor XL.

## 8 Investigations

As part of the assessment leading to the issue of previous Certificates, the following investigations were made:

(1) An assessment was made of the relevant data from previous Agrément assessments on Polyflor XL to determine:

- overall thickness
- tensile strength
- tensile strength of welded joints
- resistance to static indentation
- width of rolls
- weight per unit area
- dimensional stability
- tensile strength after ageing
- hardness
- abrasion resistance
- flexibility
- dielectric strength.

(2) Independent test reports were examined relating to:

- critical radiant flux
- surface spread of flame.

## 9 Other investigations

As part of the assessment leading to the issue of previous Certificates, the following investigations were made:

(1) A re-examination was made of the data and investigations on which the previous Certificate's were based. The conclusions drawn from the original data remain valid.

(2) The manufacturing process was examined and the raw material specifications, formulations and quality control procedures were established.

(3) Regular factory inspections have been carried out to ensure that quality is being maintained.

(4) User surveys have been carried out to evaluate performance in use.

(5) The performance of the products in use continues to be satisfactory, and failure has not been reported to the BBA.

## Bibliography

BS 476 *Fire tests on building materials and structures*  
BS 476-7 : 1971 *Surface spread of flame tests for materials*  
BS 476 *Fire tests on building materials and structures*  
BS 476-7 : 1987 *Method for classification of the surface spread of flame of products*

BS EN 649 : 1997 *Resilient floor coverings. Homogeneous and heterogeneous polyvinyl chloride floor coverings. Specification*

MOAT No 36 : 1987 *UEAtc Directives for the Assessment of Manufactured Plastic Floorings*

ASTM E 648-78 *Critical radiant flux of floor covering systems using a radiant heat energy source*



On behalf of the British Board of Agrément

Date of Second issue: 27th March 2002

Chief Executive

*\*Original Certificate issued on 26th October 1994. This amended version includes Polyflor XL 2.5 mm and 3.0 mm, change of company name, and reference to BS EN 649 : 1997 classifications.*



Polyflor Ltd

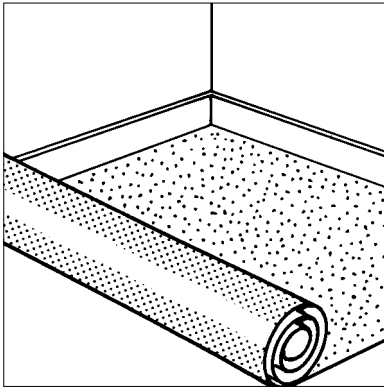
**POLYFLOR SD**

Certificate No 94/3064

**DETAIL SHEET 3**

Second issue\*

## Product



• THIS DETAIL SHEET REPLACES CERTIFICATE No 89/2201 AND RELATES TO POLYFLOR SD, A HOMOGENEOUS FLEXIBLE VINYL DECORATIVE FLOOR COVERING WITH STATIC DISSIPATIVE PROPERTIES.

- Polyflor SD is suitable for use in control rooms, computer, electronics and telecommunications installations, where heavy equipment is present, and the control of static electricity is necessary.
- With welded joints, Polyflor SD has a G5w classification; with welded joints and cove skirtings it has a G5w(s) classification.
- Polyflor SD is classified 34 and 43 by BS EN 649 : 1997.

This Detail Sheet must be read in conjunction with the Front Sheets, which give the product's position regarding the Building Regulations, general information relating to the product, and the Conditions of Certification, respectively.

## Technical Specification

### 1 Description

1.1 Polyflor SD is a homogeneous flexible PVC floor covering with static dissipative properties. It is available ex-stock in sheet and tile form with the characteristics of:

thickness (mm)	2.0
sheet width (m)	2
sheet length (m)	20
weight/unit area (kgm <sup>-2</sup> )	3.4
weight of roll (kg)	126.0
tile dimensions (mm)	608 by 608

1.2 The product is available in the range of eight standard colours shown in Table 1.

Table 1 Colours and codes

Colour	Code
Emerald	5010
Bronze	5020
Steel Grey	5030
Ivory	5040
Cobblestone	5100
Silver Grey	5110
Aquamarine	5120
Moonstone	5130

### 2 Delivery and site handling

Polyflor SD tiles are packed in cartons of 14.

## Design Data

### 3 General

3.1 The product is satisfactory for use in situations such as control rooms, computer, electronics and telecommunications installations, where heavy equipment is present and the control of static electricity is necessary.

3.2 With welded joints the product has a G5w classification, and with welded joints and cove skirtings it has a G5w(s) classification, as defined in MOAT No 36 : 1987. It is classified 34 and 43 by BS EN 649 : 1997.

### 4 Electrical resistance

The product satisfies IBM requirements for use in computer installations and these properties are maintained in service (see Table 2).

Table 2 Electrical test results

Age of installation	Test	Result (ohms)
New	IBM electrodes <sup>(1)</sup>	$1.8-2.2 \times 10^9$
7 years	BS 2050 between electrodes	$5.5-8.0 \times 10^8$
	electrode to earth	$4-4.5 \times 10^8$
	electrode to earth (near skirting)	$9.9 \times 10^8$

(1) The IBM test method requires a test result of between  $5 \times 10^5$  ohms and  $2 \times 10^{10}$  ohms.

### 5 Maintenance

Conventional polish is detrimental to the product's performance and should not be used. Polyflor Ltd can advise on the use of conductive polishes.

# Electronic Copy

## 6 Durability

In the situations described in section 3.1 of this Detail Sheet, and with proper maintenance, Polyflor SD will remain serviceable for at least 10 years and will retain its appearance, colour and electrical properties over this period.

## Installation

### 7 General

7.1 The product should be installed in accordance with the *Installation* part of the Front Sheets. An acrylic underlayment (3 mm thick) may be used on a solid floor.

7.2 At least 24 hours after laying, electrical resistance tests are conducted at different positions over the installation, using two 1 kg brass electrodes 60 cm apart. The results are recorded, and remedial action is taken if the results are outside the range  $5 \times 10^5$  to  $2 \times 10^{10}$  ohms.

7.3 Regular monitoring of the electrical resistance properties of Polyflor SD installations should be made during service.

## Technical Investigations

The following is a summary of the technical investigations carried out on Polyflor SD.

### 8 Tests

As part of the assessment leading to the issue of Certificate No 89/2201:

- (1) Tests were conducted to determine:
- overall thickness
  - tensile strength
  - tensile strength of welded joints
  - static indentation

width of rolls  
weight per unit area  
dimensional stability.

- (2) Test reports were examined relating to:
- resistance to abrasion
  - colour stability
  - electrical resistance.

### 9 Other investigations

As part of the assessment leading to the issue of Certificate No 89/2201:

- (1) A re-examination was made of the data and investigations on which the previous Certificate was based. The conclusions drawn from the original data remain valid.
- (2) The manufacturing process was examined and the raw material specifications, formulations and quality control procedures were established.
- (3) Regular factory inspections have been carried out to ensure that quality is being maintained.
- (4) User surveys have been carried out to evaluate performance in use.
- (5) The performance of the product in use has continued to be satisfactory, and no failure has been reported to the BBA.

## Bibliography

- BS 2050 : 1978(1996) *Specification for electrical resistance of conducting and antistatic products made from flexible polymeric material*
- BS EN 649 : 1997 *Resilient floor coverings. Homogeneous and heterogeneous polyvinyl chloride floor coverings. Specification*
- MOAT No 36 : 1987 *UEAtc Directives for the Assessment of Manufactured Plastic Floorings*



On behalf of the British Board of Agrément

Date of Second issue: 27th March 2002

Chief Executive

\*Original Detail Sheet issued 19th March 1996. This amended version includes company name change, product name change and reference to BS EN 649 : 1997 classifications.

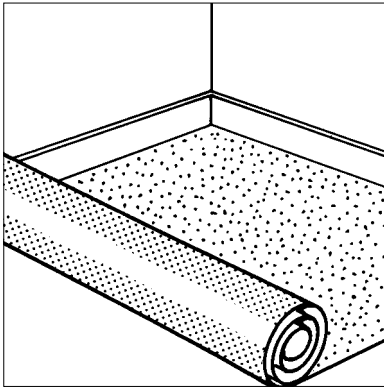


Polyflor Ltd

Certificate No 94/3064  
**DETAIL SHEET 4**  
 Second issue\*

**POLYFLOR 2000 PU**

## Product



• THIS DETAIL SHEET RELATES TO POLYFLOR 2000 PU, A HOMOGENEOUS FLEXIBLE VINYL DECORATIVE FLOOR COVERING.

• The product is available in sheet or tile form and is suitable for use in the areas described in section 3.2 of this Detail Sheet.

• The product is suitable for use in heavily trafficked areas such as the corridors of public buildings where wet methods may be used for cleaning. With welded joints they have a G5w classification, with welded joints and cove skirtings a G5w(s) classification.

• Polyflor 2000 PU is classified 34 and 43 by BS EN 649 : 1997.

This Detail sheet must be read in conjunction with the Front Sheets, which give the product's position regarding the Building Regulations, general information relating to the product, and the Conditions of Certification, respectively.

## Technical Specification

### 1 Description

1.1 Polyflor 2000 PU is a homogeneous, flexible PVC floor covering in sheet and tile form. It is available ex-stock with the characteristics given in Table 1.

Table 1 Product weights and dimensions

thickness (mm)	2.0	2.5	3.0
sheet width (m)	2	2	2
sheet length (m)	20	15	13
weight/unit area (kgm <sup>-2</sup> )	3.50	4.55	5.30
weight of roll (kg)	140.0	136.5	137.8
tile dimensions (mm)	300 x 300 608 x 608	300 x 300	300 x 300 <sup>(1)</sup>

(1) To special order.

1.2 The product is available in the range of standard colours shown in Table 2.

Table 2 Colours and codes

Colour	Code	Colour	Code
Aqua	8430	Moonshadow	8270
Cockleshell	8340	Oakwood	8320
Cornfield	8250	Rockface	8240
Cranberry	8480	Saffron	8490
Ferndale	8360	Sea Grass	8470
Firestorm	8280	Sequoia	8400
Glacier Blue	8450	Stonewall	8230
Hearthstone	8260	Thistledown	8330
Hollybush	8310	Wheatgerm	8460
Lace Blue	8500	Willowbank	8380
Larkspur	8350	Wineberry	8290
Midnight Blue	8440	Woodstock	8210
Millstream	8200		

### 2 Delivery and site handling

Tiles of Polyflor 2000 PU are packed in cartons containing either 50 of the 300 mm by 300 mm product, or 14 of the 608 mm by 608 mm product. Tiles of Polyflor 2000 PU are packed in cartons containing either 40 of the 2.5 mm product or 33 of the 3.0 mm product.

## Design Data

### 3 General

3.1 With welded joints the products have a G5w classification, and with welded joints and cove skirtings the products have a G5w(s)<sup>(1)</sup> classification, as defined in MOAT No 36 : 1987. They are classified 34 and 43 by BS EN 649 : 1997.

3.2 The product is satisfactory for use in situations where wet methods are to be used for cleaning, and in heavily trafficked locations such as:

- entrance halls<sup>(2)</sup>, lobbies<sup>(2)</sup>, and corridors in blocks of flats, hostels, schools, public and commercial buildings, hotels and hospitals
- classrooms, studies, lecture rooms, dormitories, dining halls, canteens and toilets in schools
- offices, toilets and lift landings in public and commercial buildings
- public reception halls in banks and post offices<sup>(2)</sup>
- wards, consulting rooms, waiting rooms, dining rooms, games and recreation rooms in hospitals
- public areas and toilets of restaurants, coffee bars and bars<sup>(2)</sup>

# Electronic Copy

(g) restaurants, coffee bars, bars, lounges and toilets of hotels

(h) laboratories (see section 7.3 of the Front Sheets).

(1) The 300 mm by 300 mm tiles can be welded to this standard, but their small size means that such welding may not be practicable.

(2) Mats should be provided at the entrance, to intercept rainwater, dirt and grit.

## 4 Performance in relation to fire

When tested for surface spread of flame to BS 476-7 : 1987, Polyflor 2000 PU achieved a Class 2Y rating.

## 5 Maintenance

The floor may be polished using emulsion polishes, as described in the *Polyflor Technical Information Manual — Maintenance Guide*.

## 6 Durability

In the situations described in sections 3.2 of this Detail Sheet, and with proper maintenance, the Polyflor 2000 PU floorings will retain their appearance and colour and remain serviceable for:

10 years for the 2.0 mm

12 years for the 2.5 mm

15 years for the 3.0 mm.

## Technical Investigations

The following technical investigations were carried out on Polyflor 2000 PU.

## 7 Test

### Polyflor 2000 PU (2.0 mm)

7.1 Tests were conducted to determine:

overall thickness

tensile strength

tensile strength of welded joints

static indentation

width of rolls

weight per unit area

dimensional stability

curling on exposure to heat

dimensions and squareness of tiles  
resistance to staining and ease of cleaning  
resistance to cigarette burns.

7.2 An examination was made of test data relating to abrasion resistance and surface spread of flame.

### Polyflor 2000 PU (2.5 mm and 3.0 mm)

7.3 Tests were conducted to determine:

overall thickness

width of rolls

weight per unit area

dimensions and squareness of tiles.

7.4 An examination was made of test data relating to abrasion resistance, colour stability and surface spread of flame.

## 8 Other investigations

8.1 The manufacturing process was examined and the raw material specifications, formulations and quality control procedures were established.

8.2 An assessment was made of the product's GW(s) rating in accordance with MOAT No 36 : 1987 and a classification made to BS EN 649 : 1997.

## Bibliography

BS 476 *Fire tests on building materials and structures*  
BS 476-7 : 1987 *Method for classification of the surface spread of flame of products*

BS EN 649 : 1997 *Resilient floor coverings. Homogeneous and heterogeneous polyvinyl chloride floor coverings. Specification*

MOAT No 36 : 1987 *UEAtc Directives for the Assessment of Manufactured Plastic Floorings*



On behalf of the British Board of Agrément

A handwritten signature in black ink, appearing to read 'P. Q. Newson'.

Date of Second issue: 27th March 2002

Chief Executive

\*Original Detail Sheet issued 10th January 1997. This amended version includes change of Certificate holder's name, change of product name, Polyflor 2000 PU 2.5 mm and 3.0 mm, an increase in the range of available colours and reference to BS EN 649 : 1997

British Board of Agrément

P O Box No 195, Bucknalls Lane  
Garston, Watford, Herts WD25 9BA  
Fax: 01923 665301

©2002

e-mail: mail@bba.star.co.uk  
website: www.bbacerfs.co.uk



For technical or additional information, tel: 01923 665300.  
For information about Agrément Certificate validity and scope, tel: **Hotline: 01923 665400**



Polyflor Ltd

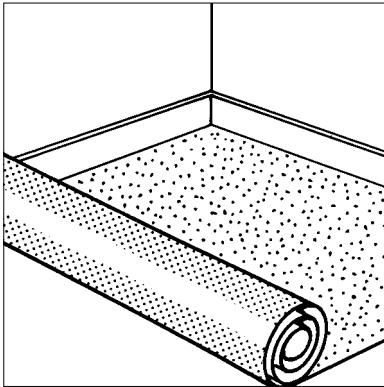
Certificate No 94/3064

**DETAIL SHEET 6**

Second issue\*

**POLYFLOR 2000 SD**

## Product



• THIS DETAIL SHEET RELATES TO POLYFLOR XL 2000 SD, A HOMOGENEOUS FLEXIBLE VINYL DECORATIVE FLOOR COVERING WITH STATIC DISSIPATIVE PROPERTIES.

• Polyflor XL 2000 SD is suitable for use in control rooms, computer, electronics and telecommunications installations, where heavy equipment is present, and the control of static electricity is necessary.

• It is classified G5w(s) by MOAT No 36 : 1987 and 34 and 43 by BS EN 649 : 1997.

This Detail Sheet must be read in conjunction with the Front Sheets, which give the product's position regarding the Building Regulations, general information relating to the product, and the Conditions of Certification, respectively.

## Technical Specification

### 1 Description

1.1 Polyflor 2000 SD is a homogeneous, flexible PVC floor covering with static dissipative properties. It is available ex-stock in sheet and tile form with the characteristics given in Table 1.

Table 1 Product weights and dimensions

thickness (mm)	2.0
sheet width (m)	2
sheet length (m)	20
weight/unit area (kgm <sup>-2</sup> )	3.50
net weight of roll (kg)	140.0
tile dimensions (mm)	608 × 608

1.2 The product is available in the range of standard colours shown in Table 2.

Table 2 Colours and codes

Colour	Code
Aurora Red	2260
Calico Blue	2270
Spectrum Green	2230
Stellar Blue	2220
Stratum Fawn	2250
Synchro Oak	2240
Veloce Grey	2210

### 2 Delivery and site handling

Polyflor 2000 SD tiles are packed in cartons of 14.

## Design Data

### 3 General

With welded joints the product has a G5w classification and with welded joints and cove skirtings it has a G5w(s) classification, as defined by MOAT No 36 : 1987. It is classified 34 and 43 by BS EN 649 : 1997. It is satisfactory for use in situations such as control rooms, computer, electronics and telecommunications installations, where heavy equipment is present and the control of static electricity is necessary.

### 4 Electrical resistance

The product satisfies the IBM and ICL requirements for use in computer installations (see Table 3).

Table 3 Electrical test results at 30% relative humidity

Age of installation	Test	Result (ohms)
New	IBM electrodes <sup>(1)</sup>	$1.3 \times 10^9$

(1) The IBM test methods require a test result of between  $5 \times 10^5$  ohms and  $2 \times 10^{10}$  ohms.

### 5 Performance in relation to fire

When tested for surface spread of flame to BS 476-7 : 1987, Polyflor 2000 SD achieved a Class 2 rating.

### 6 Maintenance

Conventional polish is detrimental to the product's performance and should not be used. Polyflor Ltd can advise on the use of conductive polishes.

# Electronic Copy

## 7 Durability

In the situations described in section 3 of this Detail Sheet, and with proper maintenance, Polyflor 2000 SD will remain serviceable for at least 10 years and will retain its appearance, colour and electrical properties over this period.

## Installation

## 8 General

8.1 The product should be installed in accordance with the *Installation* part of the Front Sheets. An acrylic underlayment (3 mm thick) may be used on a solid floor.

8.2 At least 24 hours after laying, electrical resistance tests are conducted at different positions over the installation, using two 1 kg brass electrodes 60 cm apart. The results are recorded, and remedial action is taken if the results are outside the range  $5 \times 10^5$  to  $2 \times 10^{10}$  ohms.

8.3 Regular monitoring of the electrical resistance properties of Polyflor 2000 SD installations should be made during service.

## Technical Investigations

The following is a summary of the technical investigations carried out on Polyflor 2000 SD.

## 9 Tests

9.1 Tests were conducted to determine:  
overall thickness  
tensile strength  
tensile strength of welded joints

static indentation  
width of rolls  
weight per unit area  
dimensional stability  
dimensions and squareness of tiles  
curling on exposure to heat  
resistance to stains and ease of cleaning  
resistance to cigarette burns.

9.2 Test reports were examined relating to:  
resistance to abrasion  
colour stability  
electrical resistance.

## 10 Other investigations

10.1 An inspection was made of an installation in progress to assess the practicability of installation.

10.2 An assessment was made of the product's Gw(s) rating in accordance with MOAT No 36 : 1987 and a classification made to BS EN 649 : 1997.

## Bibliography

BS 476 *Fire tests on building materials and structures*  
BS 476-7 : 1987 *Method for classification of the surface spread of flame products*

BS EN 649 : 1997 *Resilient floor coverings — Homogeneous and heterogeneous polyvinyl chloride floor coverings. Specification*

MOAT No 36 : 1987 *UEAtc Directives for the Assessment of Manufactured Plastic Floorings*



On behalf of the British Board of Agrément

Date of Second issue: 27th March 2002

A handwritten signature in black ink, appearing to read 'P. Q. Newson', is written over a light grey background.

Chief Executive

*\*Original Detail Sheet issued 25th February 1998. This amended version includes change of Certificate holder's name, change of product name and change of range of available colours.*



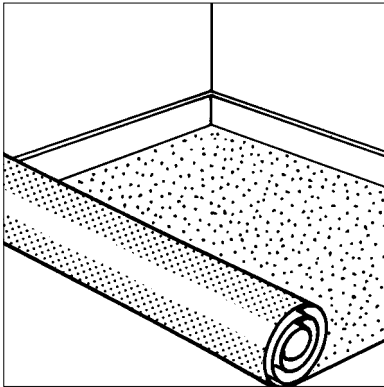
Polyflor Ltd

Certificate No 94/3064

**DETAIL SHEET 7**

**POLYFLOR XL PU**

## Product



- THIS DETAIL SHEET RELATES TO POLYFLOR XL PU, A HOMOGENEOUS FLEXIBLE VINYL DECORATIVE FLOOR COVERING.
- Polyflor XL PU is available in two thicknesses, 1.5 mm and 2.0 mm.
- The 2.0 mm Polyflor XL PU product is available in sheet or tile form. The 1.5 mm product is available in sheet form only.
- Polyflor XL PU is suitable for use in the areas described in sections 3.2, 3.4 and 3.5 of this Detail Sheet.
- The 1.5 mm Polyflor XL PU product has a G3w(s) classification (see section 3.3 of this Detail Sheet) and is classified 31 by BS EN 649 : 1997.
- The 2.0 mm Polyflor XL PU product has a G5w(s) classification (see section 3.2 of this Detail Sheet), and is classified 34 and 43 by BS EN 649 : 1997.

This Detail Sheet must be read in conjunction with the Front Sheets, which give the product's position regarding the Building Regulations, general information relating to the product and the Conditions of Certification, respectively.

## Technical Specification

### 1 Description

1.1 Polyflor XL PU is a homogeneous, flexible PVC floor covering in sheet and tile form, with a polyurethane factory finish. It is available with the characteristics given in Table 1.

Table 1 Product weights and dimensions

Property	Thickness (mm)	
	1.5	2.0
Sheet width (m)	2	2
Sheet length (m)	27.5	20
Weight/unit area (kgm <sup>-2</sup> )	2.36	3.20
Weight of roll (kg)	129.8	128.0
Tile dimensions (mm)	—	300 x 300 608 x 608

1.2 The product is available in the range of standard colours shown in Table 2.

Table 2 Colours and codes

Colour	Code	Colour	Code
Pumice	3700	Dark Sapphire	3820
Fossil	3710	Jade	3830
Flint	3720	Ruby	3840
Blue Nickel	3730	Ironstone	3850
Crystal Blue	3740	Sedona Pink	3860
Tanzanite Blue	3750	Rose Quartz	3870
Blue Zircon	3760	Porcelain	3880
Azure	3770	Carnelian Beige	3890
Amethyst	3780	Sable Beige	3900
Peridot Green	3790	Dolomite	3910
Connemara Green	3800	Opal	3920
Turquoise	3810	Citrine	3930

### 2 Delivery and site handling

Tiles of Polyflor XL PU for both thicknesses are packed in cartons containing either 50 of the 300 mm by 300 mm product, or 20 of the 608 mm by 608 mm product.

### 3 General

#### Polyflor XL PU (1.5 mm)

3.1 With welded joints the 1.5 mm product has a G3w classification, and with welded joints and cove skirtings a G3w(s) classification, as defined in MOAT No 36 : 1987. It is classified 31 by BS EN 649 : 1997.

3.2 The product is satisfactory for use in situations where wet methods are to be used for cleaning and is satisfactory for use in dwellings, or in the following situations in public and commercial buildings, which have light traffic and wear.

- entrance halls<sup>(2)</sup>, lobbies<sup>(2)</sup> and corridors of hotels
- restaurants, coffee bars and bars
- staircases and landings in blocks of flats and hostels (a nosing is necessary)
- classrooms, studies, lecture rooms, dormitories and toilets in schools
- small wards, consulting rooms, or consultants' waiting rooms in hospitals or clinics
- toilets and lift landings in blocks of offices.

#### Polyflor XL PU (2.0 mm)

3.3 With welded joints the 2.0 mm product has a G5w classification, and with welded joints and cove skirtings the 2.0 mm sheet product has a G5w(s)<sup>(1)</sup> classification, as defined in MOAT No 36 : 1987. It is classified 34 and 43 by BS EN 649 : 1997.

3.4 The product is satisfactory for use in situations where wet methods are to be used for cleaning and is suitable for use in heavily trafficked areas such as:

- entrance halls<sup>(2)</sup>, lobbies<sup>(2)</sup>, and corridors in blocks of flats, hostels, schools, public and commercial buildings, hotels and hospitals
- classrooms, studies, lecture rooms, dormitories, dining halls, canteens and toilets in schools
- offices, toilets and lift landings in public and commercial buildings
- public reception halls in banks and post offices
- wards, consulting rooms, waiting rooms, dining rooms, games and recreation rooms in hospitals
- public areas and toilets of restaurants, coffee bars and bars<sup>(1)</sup>
- restaurants, coffee bars, bars, lounges and toilets of hotels
- laboratories (see section 7.3 of the Front Sheets of this Certificate).

(1) The 300 mm x 300 mm Polyflor XL PU tiles can be welded to this standard, but their small size means that such welding may not be practicable.

(2) Mats should be provided at the entrance to intercept rainwater, dirt and grit.

### 4 Performance in relation to fire

When tested in accordance with BS EN ISO 9239-1 : 2002 and BS EN ISO 11925-2 : 2002 and classified in accordance with BS EN 13501-1 : 2002 the 2 mm Polyflor XL PU has a B<sub>f</sub>s1 classification.

### 5 Underfloor heating

Polyflor XL PU flooring may be used with underfloor heating provided the screed contains a thermostat set to operate at temperatures at or below 27°C.

### 6 Maintenance

The Polyflor XL PU floor is maintained by regular sweeping and machine cleaning using a neutral detergent, and may be given a floor dressing, in accordance with the Polyflor XL PU *Floorcare instructions*

### 7 Durability

In the situations described in sections 3.2 and 3.3 of this Detail Sheet, and with proper maintenance, 1.5 mm and 2.0 mm Polyflor XL PU will remain serviceable for at least 10 years and will retain its appearance and colour over this period.

## Technical Investigations

The following technical investigations were carried out on Polyflor XL PU.

### 8 Investigations

8.1 Independent test reports were examined relating to:

- reaction to fire
- ignitability
- slip resistance.

8.2 A reassessment was made of relevant data from previous assessments on Polyflor XL:

- overall thickness
- tensile strength
- tensile strength of welded joints
- resistance to static indentation
- width of rolls
- weight per unit area
- dimensional stability
- tensile strength after ageing
- hardness
- abrasion resistance
- flexibility
- dielectric strength.

## Bibliography

BS EN 13501-1 : 2002 *Fire classification of construction products and building elements. Classification using test data from reaction to fire tests*

BS EN ISO 9239-1 : 2002 *Reaction to fire tests for floorings — Determination of the burning behaviour using a radiant heat source*

BS EN ISO 11925-2 : 2002 *Reaction to fire tests — Ignitability of building products subjected to direct impingement of flame — Single-flame source test*

BS EN 649 : 1997 *Resilient floor coverings. Homogeneous and heterogeneous polyvinyl chloride floor coverings. Specification*

MOAT No 36 : 1987 *UEAtc Directives for the Assessment of Manufactured Plastic Floorings*



On behalf of the British Board of Agrément

Date of issue: 8th March 2004

A handwritten signature in black ink, appearing to read 'P. C. Newson', is positioned above the title 'Chief Executive'.

Chief Executive

---

**British Board of Agrément**

P O Box No 195, Bucknalls Lane  
Garston, Watford, Herts WD25 9BA  
Fax: 01923 665301

©2004

e-mail: [mail@bba.star.co.uk](mailto:mail@bba.star.co.uk)  
website: [www.bbacerts.co.uk](http://www.bbacerts.co.uk)



For technical or additional information,  
contact the Certificate holder (see  
front page).  
For information about the Agrément  
Certificate, including validity and  
scope, tel: Hotline 01923 665400,  
or check the BBA website.