



Below Ground

Trade Price list

MARCH 2018

Contents

Underground

Product selector	3
Solid wall drainage systems.....	4-9
Quantum structured wall drainage systems	9-11
Large diameter quantum highway	12-13
Ancillary items	13
Flowloc control device	14


Index	15
--------------------	-----------

Colour key:


O: Orange **W:** White **B:** Black **G:** Grey

Standards


British Standards

A wide range of components featured in this price list conform to British Standard Specifications, many items bear the British Standards Institution's Kite Mark symbol, , as indicated throughout this price list. The presence of this mark on, or in relation to, a product is an assurance that the goods have been produced under a system of supervision, control and testing, operated during manufacture and including periodical inspection of the manufacturer's works in accordance with the Certification Mark Scheme.

Agrément Certificates

Certain components and systems illustrated in this price list have been independently assessed and are the subject of certification by the British Board of Agrément. These items are indicated by the BBA symbol, , throughout this price list.

Copies of Marley Plumbing & Drainage BBA Certificates are freely available from the Company upon request or from marleypd.co.uk.



Ordering information

Before despatching your order please check that you have ordered the appropriate quantity of Solvent Cement and Silicone Lubricant.

Please note the following minimum order quantities at net invoice value: £300 into yard, £750 direct to site.

NOTE:

Marley Plumbing & Drainage products are manufactured to a constant high standard. The Company will not therefore accept responsibility for failure of any installation which includes components not supplied by us.

All list prices are for single components unless marked.

This price list does not constitute an offer. All prices are subject to change without notice and are exclusive of VAT. A sum equivalent to the VAT chargeable will be invoiced for payment by the customer. Customer attention is drawn to the Company's official Terms and Conditions of Sale. Goods are supplied strictly in accordance with these terms and conditions, copies of which are freely available on request and on marleypd.co.uk

Product illustrations may vary slightly depending on the type and size. Product images are for illustrative purposes only.

e & o e.

Underground

Marley underground drainage systems include the solid wall range, predominately for private drainage and the Quantum structured wall range for sewer and highway drainage applications.

Product selector

SOLID WALL PIPE

Suitable for use in domestic drains, public and private sewers. Perforated pipe available in 110mm diameter.



Size

110mm
160mm

SOLID WALL FITTINGS

For use with solid wall pipe. A number of fittings are also suitable for use with 150mm Quantum sewer and highway pipe.



82mm
110mm
160mm

QUANTUM HIGHWAY PIPE

Lightweight PVCu twinwall pipe. Suitable for:

- Highway carrier and filter drains.
- Private surface water applications.



150mm
225mm
300mm

QUANTUM SEWER PIPE

Suitable for:

- Private drains and public sewers at depths up to 10m.
- Foul and surface water applications.



150mm
225mm
300mm

QUANTUM FITTINGS

For use with Quantum Sewer and Quantum Highway Drainage pipe.



150mm
225mm
300mm

LARGE DIAMETER QUANTUM HIGHWAY

High strength HDPE pipe and fittings. Suitable for:

- Highway surface water carrier and filter drains.
- Landfill, airports and agriculture.



375mm
450mm
600mm

Key to symbols and colours:

















O: Orange **W:** White **B:** Black **G:** Grey

CAD drawing available for download from marleypd.co.uk



Kitemark certified product BBA certified product

Underground



















Solid wall drainage systems

	Size	Colour	Qty	Code	Price £
PIPE					
Estimator's guide	110	Based on 6m pipe			15.36
Price per metre	160	with coupling and seals			41.96
3m					
	110			UL403	39.17
6m					
	110			UL406	78.56
	160			UL606	206.07
Double spigot					
3m					
	110			UP403	46.01
	160			UP603	128.99
6m					
	110			UP406	85.14
	160			UP606	228.71
Push fit socket					











































SLOTTED PIPE

6m					
	110			UPP406	108.26
Push fit socket Half slotted					


STRAIGHT COUPLINGS

Push fit polypropylene coupling					
	110			20 UE407	9.64
Supplied in U.V. Resistant polythene bags					
Push fit coupling					
	110			8 UE406	13.60
	160			4 UME15C	45.71
Push fit slip coupling					
	110			8 UE405	13.73
	160			4 UME16C	46.14
Loose pipe socket					
	110			8 UE400	13.60
	160			4 UE600	37.03

Solid wall drainage systems


	Size	Colour	Qty	Code	Price £
SHORT RADIUS BENDS					
87½°					
	110			4 UB41	33.17
	160			UFB61	86.80
45°					
	110			4 UB45	27.36
	160			UFB65	78.47
30°					
	110			4 UB430	28.65
	160			UB69	78.47
10°					
	110			UB410	28.65
20°					
	110			UB420	28.65
15°					
	160			UB68	79.20
Socket/spigot					
87½°					
	110			4 UB411	33.24
	160			UMB19C	99.86
45°					
	110			4 UB455	28.43
	160			UMB14C	90.15
30°					
	110			4 UB4300	30.10
	160			UMB13C	90.15
10°					
	110			UB4100	30.10
20°					
	110			UB4200	30.10
15°					
	160			UMB11C	90.15
Socket/socket					

Solid wall drainage systems

	Size	Colour	Qty	Code	Price £
	21° – 90°				
	110	▲ ♡ 🐭 ○	4	UB47	65.75
	15° – 90°				
	160	▲ ♡ 🐭 ○	2	UB67	126.76

Socket should be solvent welded

MULTIFLEX BENDS

	0° – 90°				
	110	○		USB110*	18.79
	110	○		UDSB110*	19.73

Single socket
Double socket

MECHANICAL BEND



	5° – 30°				
	110	○		UB47M	63.98

LONG RADIUS BEND

	87½°				
	110	▲ ♡ 🐭 ○	4	UBL488	54.10



Socket/socket

EQUAL BRANCHES

	87½°				
	110	▲ ♡ ○	4	UY401	44.23
	160	○	2	UY601	105.14
	45°				
	110	▲ ♡ 🐭 ○	4	UY46	44.23
	160	▲ ♡ ○	2	UY63	105.25



Socket/spigot

Solid wall drainage systems



	Size	Colour	Qty	Code	Price £
	87½°				
	110	▲ ♡ ○	4	UY400	45.88
	160	▲ ○	2	UMY13C	142.27
	45°				
	110	▲ ♡ 🐭 ○	4	UY466	45.88
	160	▲ 🐭 ○	2	UMY11C	143.60

All socket

UNEQUAL BRANCHES


	87½°				
	160x110	○	2	UY64	91.29
	45°				
	160x110	▲ ♡ ○	2	UY66	92.16

Socket/spigot

	87½°				
	160x110	▲ ○	2	UMY12C	126.76
	45°				
	160x110	▲ 🐭 ○	2	UMY10C	126.58

All socket

REAR ACCESS BEND

	87½°				
	110	▲ ♡ 🐭 ○	4	UB42	70.60

Socket/spigot

Underground

Solid wall drainage systems

	Size	Colour	Qty	Code	Price £
--	------	--------	-----	------	---------

RODDING POINT



45°	110		O	10	URP1	96.06
Socketed with black cover						



160		O	4	URP2C	250.69	
Socketed with aluminium cover						

SQUARE RODDING POINT COVER (SPARE)



		B	10	URPFSQ	24.67	
For use with URP1						

ACCESS CAP



110		O	50	UE42	35.66
160		O	15	UE62	91.79

PRESSURE PLUG



110		O	135	UE43	27.28
160		O	30	UE64	47.59

INSPECTION CHAMBER BASES



450		B		UCC3	177.72	
Supplied with 4 blanking plugs. Max invert depth 1.2m (when used with UCR2 riser). 245mm high All 110mm connections						



450		B		UCC5	322.03	
Max invert depth 4m (when used with UCR3 riser) All socket connections. 400mm high 160 and 110mm connections						

DEEP INSPECTION CHAMBER



450		B		UCC3D	811.62	
Max invert depth 4m (when used with UCR3 riser) All socket connections. 655mm high						

CHAMBER RISER



450		B		UCR2	78.21	
430mm high, includes one 450mm seal For use with UCC3/5 for invert depths up to 1.2m						

Solid wall drainage systems

	Size	Colour	Qty	Code	Price £
--	------	--------	-----	------	---------

DEEP INSPECTION CHAMBER RISER



450		B		UCR3	150.84	
For use with UCC3D or UCC5 when invert depth is greater than 1.2m. Max invert depth 4m 480mm high Includes one 450mm seal						

REDUCED ACCESS RING



110		B		UCLR	104.67	
For use with UCL35PP						

CAST IRON COVER AND FRAME



450		B	1	UCL35	176.62	
3.5 tonnes. Domestic driveway loading						

POLYPROPYLENE COVER AND FRAME



450		B	1	UCL35PP	139.90	
3.5 tonnes. Domestic driveway loading						



450		B	1	UCL35SQ	186.63	
3.5 tonnes. Domestic driveway loading						

DUCTILE IRON LID AND CAST IRON FRAME



450		B	1	UCL125	340.09	
12.5 tonnes						

CHAMBER RISER CLIP



				UCC10	22.77	
For use with UCR2 riser						

DEEP INSPECTION CHAMBER RISER CLIP



				UCC10D	23.13	
For use with UCR3 riser						

INSPECTION CHAMBER INSERTS




Left hand		B		UCB1	52.38
-----------	--	---	--	-------------	-------




Right hand		B		UCB2	52.38	
For use with UCC5 Inspection chamber base						


Solid wall drainage systems

	Size	Colour	Qty	Code	Price £
	110	B	70	UCP1	11.06
	160	B		UCP2	11.29
For use with UCC3/5					


SPARE RING SEAL

	450	B		SR450	11.69
For use with UCR2/3					



LEVEL INVERT INSPECTION CHAMBER

	250	O		UCC7	134.70
Max invert, depth 600mm All 110mm socket connections					




DOUBLE BRANCH CHAMBER BASE

	250	O		UAC44	162.59
45° equal connections Includes two socket plugs and profiled insert					

DOUBLE BOTTOM OUTLET CHAMBER BODY

	250	 O		UAC02	200.72
90° equal connections 4 x 110mm upstands, 3 open connections					


CHAMBER RISER

	250	  O		UAR1	61.62
375mm long For use with UAC02 & UAC44 Includes 250mm seal					


Solid wall drainage systems

	Size	Colour	Qty	Code	Price £
	40	W	10	KP204W[□]	21.18
	For use with UAC44				


INSPECTION COVER AND FRAME

	250	B		UCL2	75.58
PVCu (A15 loading)					




SPARE RING SEAL

	250	B		SR250	7.68
Optional, to make UCL2 PVCu lid into a sealed unit					

SQUARE LID AND FRAME

	250	B		UCL3	148.29
A15 loading					

STRAIGHT DOUBLE SPIGOT OPEN CHANNEL




	110	  O		UCC4	105.06
1.5m long, with 600mm opening					

LONG RADIUS OPEN CHANNEL BEND






	110	  O		UCB48L	155.35
87½° Socket/socket					

SLIPPER BENDS

Left hand					
	110	  O		USB41	51.85

Right hand					
	110	  O		USB42	51.85

LEVEL INVERT REDUCERS



	110-82	  O	4	URM304	34.32
	160-110	  O	4	URM604	37.80
Spigot/socket					

Underground

Solid wall drainage systems

	Size	Colour	Qty	Code	Price £
--	------	--------	-----	------	---------


CONCENTRIC REDUCERS

	110-50	▽	B G	SE41*	16.58
	Spigot to boss upstand				
	110		B	100 UA42	16.27
	110 x 68/65mm				


ECCENTRIC REDUCERS

	82-50		B G	90 SRM30*	26.81
	Solvent socket to boss upstand				
	110-50		B G	10 SRM402*	18.55
	Solvent socket to boss upstand				
	110-68	↔	O	10 URM425	16.64
	Solvent socket to 68mm downpipe				
	110		B	UA43	30.74
	Universal waste to 110mm drain				

BOTTLE GULLY

	110	🏠	▽	O	UG50	84.46
	Bottle gully with back inlet plugged					
	110			O	UG50D	131.58
	A15 loading					


BOTTLE GULLY RAISING PIECE

	160		O	UG52	13.79
	350mm long For use with UG50 gully				


Solid wall drainage systems

	Size	Colour	Qty	Code	Price £
--	------	--------	-----	------	---------

SPARE BOTTLE GULLY GRID

			B	UG51	12.60
	Sealed lid				
			B	UG51SA	21.08
	For use with UG50 bottle gully				


'P' TRAP GULLY

	110	🏠	▽	O	UG42	96.83
	87½° outlet					


GULLY TRAP BASE

	110	🏠	▽	O	4 UG44	38.95
	45° outlet					




RECTANGULAR HOPPER

	110	↔		O	4 UG47	38.60
	2 boss upstands					

SQUARE HOPPER

	110			O	4 UG48	29.67
	2 boss upstands					

GRATING COMPONENTS

						
	Grating assembly					
	110	↔		O	30 UG45	20.68
						
	Spare grating suits UG40, 45, 47 & 48					
	110		B	20 UG46	7.55	
						
	Spare back plate suits UG40					
	110		B	20 UG49	9.07	

Solid wall drainage systems

	Size	Colour	Qty	Code	Price £
--	------	--------	-----	------	---------

INLET RAISING PIECES



110	O	4	UWS43	19.67
2 x 82mm upstands				



110	O	4	UW401	33.96
4 boss upstands				

YARD GULLY



110	B		UYG40	504.47
620mm deep x 320mm diameter				

GRATING AND FRAME FOR YARD GULLY



400			UYG42	577.46
BS EN 124 class B125 12.5 tonnes				

ADAPTORS



110	B		UCA40	49.77
Socket/socket to suit thin wall clayware spigot pipe				

110	B		UCA41	49.77
Socket/socket to suit thick wall clayware pipe				

ANTI-FLOOD VALVE



110	B		USW130	383.91
160	B		USW140	472.50
Double flap				

Quantum structured wall drainage systems

	Size	Colour	Qty	Code	Price £
--	------	--------	-----	------	---------

QUANTUM SEWER PIPE

Estimator's guide	150	Based on 6m pipe with coupling and seals			12.27
Price per metre	225				32.64
	300				49.66

	3m					
	150	▲ ♡	O	46	ULS13	32.30
	225	▲ ♡	O	16	ULS23	92.20

300	▲ ♡	O	9	ULS33	135.57
6m					
150	▲ ♡	O	46	ULS16	64.58
Double spigot					

	3m					
	150	▲ ♡	O	46	UPS13*	36.77
	225	▲ ♡	O	16	UPS23	97.94

300	▲ ♡	O	9	UPS33	148.96
6m					
150	▲ ♡	O	46	UPS16*	73.60
225	▲ ♡	O	16	UPS26	195.86
300	▲ ♡	O	9	UPS36	297.95

*Pipe with coupling and seals

QUANTUM HIGHWAY PIPE

Estimator's guide	150	Based on 6m unslotted pipe with coupling and seals			7.99
Price per metre	225				20.00
	300				31.43

	6m					
	150	▲	O	46	UPH16	47.96
	225	▲	O	16	UPH26	120.00

300	▲	O	9	UPH36	188.51
Push-fit socket					

	6m					
	150	▲	O	46	USH16	50.68
	225	▲	O	16	USH26	126.31

300	▲	O	9	USH36	196.58
Half slotted socket Order seals if necessary					















	6m					
	150	▲	O	46	UHH16	50.68
	225	▲	O	16	UHH26	126.31

300	▲	O	9	UHH36	196.58
Fully slotted socket Order seals if necessary					





















To BBA 94/2985, 09/H146 or 98/3486, as appropriate. Quantum sewer pipe to BS EN 13476-3 or WS 4-35-01

Underground









Quantum structured wall drainage systems

	Size	Colour	Qty	Code	Price £	
COUPLINGS						
	Straight					
	150	 	0	4	UME15Q	19.68
	225	 	0	2	UME25	47.98
	300	 	0	2	UME35	93.20
	Slip					
	150	 	0	4	UME16Q	19.68
	225	 	0	2	UME26	47.98
	300	 	0	2	UME36	93.20









BENDS

	87½°					
	150	 	0	2	UMB19Q	39.57
	225		0		UMB29	190.12
	300		0		UMB39	340.81
	Double socket					
	45°					
	150	 	0	2	UMB14Q	34.37
	225		0		UMB24	136.41
	300		0		UMB34	253.61
	Double socket					
	30°					
	150	 	0	2	UMB13Q	34.37
	225		0	2	UMB23	136.41
	300		0	2	UMB33	253.61
	Double socket					
	15°					
	150	 	0	2	UMB11Q	34.37
	225		0	2	UMB21	136.41
	300		0	2	UMB31	253.61
	Double socket					








Quantum structured wall drainage systems

	Size	Colour	Qty	Code	Price £	
EQUAL BRANCH						
	87½°					
	150	 	0	2	UMY13Q*	68.71
	All socket					
	45°					
	150	 	0	2	UMY11Q*	68.71
	225		0	2	UMY22	320.34
	300		0	2	UMY33	740.88
	All socket					

UNEQUAL BRANCH

	87½°				
	150x110	 	0	2	UMY12Q*
	45°				
	150x110	 	0	2	UMY10Q*
	225x110				
	 	0		UMY20	195.64
	225x150				
	 	0		UMY21*	162.82
	300x110				
		0		UMY30	309.00
	300x150				
		0		UMY31*	264.83
	300x225				
		0		UMY32	561.03

PLUGS

	Socket plug					
	150		0		UMJ11	26.67
	End cap					
	150	 	0		UMK11	12.96
	225		0		UMK21	76.36
	300		0		UMK31	182.20

Quantum structured wall drainage systems

	Size	Colour	Qty	Code	Price £
--	------	--------	-----	------	---------

LEVEL INVERT REDUCER



225x150	▲	O		UML21	108.39
300x225	▲	O		UML32	235.36

ADAPTORS



150	▲	O		UMA45	54.88
Quantum/solid wall PVC to clayware pipe coupler					



150	▲	O		UMA17	34.10
Quantum socket to solid wall spigot					

FLEXIBLE COUPLING



150		B		UMD17	110.32
225		B		UMD27	136.84
300		B		UMD37	340.42

PIPE SEALS



PK5

150	▲	♥	B	UMR150	10.63
225	▲	♥	B	UMR225	21.26
300	▲	♥	B	UMR300	47.25

Quantum pipe seal



PK5

150	▲		B	SR160T°	35.44
-----	---	--	---	----------------	-------

BS 4660 seal to convert Quantum 150mm sockets for use with BS EN 1401 pipe



150	▲		B	SNC6	4.92
-----	---	--	---	-------------	------

Snap cap to convert Quantum 150mm sockets for use with BS EN 1401 pipe

Quantum structured wall drainage systems

	Size	Colour	Qty	Code	Price £
--	------	--------	-----	------	---------

POLYETHYLENE GULLY POT LINER



150	▲	B		UMA43	108.62
90 litres 760mm deep x 500mm diameter					

150	▲	B		UMA49	133.17
112 litres 920mm deep x 500mm diameter					

RODDING POINT



45°					
150		O	2	URP2Q	129.17
Socketed with aluminium cover					

SILICONE LUBRICANT




Tub 1kg				UMA41	42.79
Water Research Centre Approved					

* To convert 150mm branch to accept 160mm solid wall pipe, a snap cap SNC6 and ring seal SR160T must be fitted.
° Underground terms apply

Underground

Large diameter quantum highway

	Size	Colour	Qty	Code	Price £	
6M PIPE						
	Solid wall					
	375mm	▲	B	1	UPH375*	320.17
	450mm	▲	B	1	UPH450*	393.68
	600mm	▲	B	1	UPH600*	610.45
	Half slotted					
	375mm	▲	B	1	USH375	356.31
	450mm	▲	B	1	USH450	473.41
	600mm	▲	B	1	USH600	743.76
	Fully slotted					
375mm	▲	B	1	UHH375	323.92	
450mm	▲	B	1	UHH450	431.06	
600mm	▲	B	1	UHH600	676.47	

All pipes are socketed, or supplied with a coupling and seal.

COUPLING

	375mm	▲	B	1	UME375*	29.28
	450mm	▲	B	1	UME450*	31.77
	600mm	▲	B	1	UME600*	67.27


SEALING RING

	375mm	▲	B	1	UMR375*	13.08
	450mm	▲	B	1	UMR450*	18.69
	600mm	▲	B	1	UMR600*	33.01

BEND

	11.25°					
	375mm	▲	B	1	UMB3751	357.55
	450mm	▲	B	1	UMB4501	474.65
	600mm	▲	B	1	UMB6001	727.57
	22.5°					
	375mm	▲	B	1	UMB3752	357.55
	450mm	▲	B	1	UMB4502	474.65
	600mm	▲	B	1	UMB6002	727.57
	45°					
	375mm	▲	B	1	UMB3754*	357.55
	450mm	▲	B	1	UMB4504*	474.65
	600mm	▲	B	1	UMB6004	727.57

Large diameter quantum highway

	Size	Colour	Qty	Code	Price £	
BEND						
	90°					
	375mm	▲	B	1	UMB3759	357.55
	450mm	▲	B	1	UMB4509	474.65
	600mm	▲	B	1	UMB6009	727.57


160, 250 and 315mm branch connections are spigot ended and need to be used in conjunction with couplings and seals. For 160mm branch, use UME15C coupling. For 250mm branch, use UMD23 coupling. For 300mm branch use UMD33 coupling. Remove one snap cap and seal from UME15C to convert to 150mm quantum. The 375, 450 and 600mm branches are all socketed.

BRANCH


	45°					
	375x160		B	1	UMY3751*	331.38
	375x250		B	1	UMY3752	487.11
	375x315		B	1	UMY3753	727.57
	375x375	▲	B	1	UMY3754	839.68
	450x160		B	1	UMY4501*	361.29
	450x250		B	1	UMY4502	589.26
	450x315		B	1	UMY4503	666.51
	450x375	▲	B	1	UMY4504	1,088.84
	450x450	▲	B	1	UMY4505	1,090.08
	600x160		B	1	UMY6001	540.68
	600x250		B	1	UMY6002	622.91
	600x315		B	1	UMY6003	966.75
	600x375	▲	B	1	UMY6004	1,108.79
	600x450	▲	B	1	UMY6005	1,157.36
	600x600	▲	B	1	UMY6006	1,385.35
	90°					
	375x160		B	1	UMT3751	320.17
	375x250		B	1	UMT3752	452.23
	375x315		B	1	UMT3753	727.57
	375x375	▲	B	1	UMT3754	839.68
	450x160		B	1	UMT4501	372.50
	450x250		B	1	UMT4502	605.46
	450x315		B	1	UMT4503	650.32
	450x375	▲	B	1	UMT4504	1,088.84
	450x450	▲	B	1	UMT4505	1,090.08
	600x160		B	1	UMT6001	507.05
	600x250		B	1	UMT6002	809.78
	600x315		B	1	UMT6003	1,203.46
	600x375	▲	B	1	UMT6004	1,205.94
	600x450	▲	B	1	UMT6005	1,152.39
	600x600	▲	B	1	UMT6006	1,367.90



Large diameter quantum highway

	Size	Colour	Qty	Code	Price
	375mm	B	1	UMK375	173.17
	450mm	B	1	UMK450	230.47
	600mm	B	1	UMK600	345.10

FLEXIBLE COUPLING

	250/225mm	B	1	UMD23	107.14
	315/300mm	B	1	UMD33	159.46

Large diameter quantum highway

- Available in 375mm, 450mm and 600mm sizes
- Pipes are available in fully slotted, half slotted and solid wall options
- Pipe contains a minimum of 70% recycled HDPE material
- Suitable for highway surface water carrier and filter drains
- Light weight, high strength and durable
- Easy to cut to required length
- BBA certificate no. 11/H172



Ancillary Items

	Size	Colour	Qty	Code	Price £
--	------	--------	-----	------	---------



SOLVENT CEMENT

	Tub 250ml			KS10*	18.15
	Tub 500ml			KS20*	34.07
BSEN14680					

SILICONE LUBRICANT

	Tube with sponge applicator 50g			SZ50*	20.54
	Tub 100g			SZ100*	23.70
	Aerosol† 400ml			SZ400*	34.98
	Tub 500g			SZ500*	103.14
Water Research Centre Approved					

SPARE RING SEALS

	'T' ring				
	110			SR110T°	14.17
	160			SR160T	35.44
	To BS EN 681/1				

Flowloc control device

Flowloc is a vortex flow control device. Used as part of an attenuation scheme, Flowloc controls the rate at which water is discharged to a surface water drain or water course.

Flowloc control device

Size	Colour	Qty	Code	Price £
FLOWLOC VORTEX FLOW CONTROL UNIT +				
40	B		USW40	4,725.02
50	B		USW50	4,725.02
60	B		USW60	4,725.02
70	B		USW70	4,725.02
80	B		USW80	4,725.02
90	B		USW90	4,725.02



Includes flow control unit, chamber base with controller housing, inlet filter and overflow pipe.
+ Available to order

ORIFICE PLATE FLOW CONTROL UNIT +

15	B	1	USW415	2,657.82
20	B	1	USW420	2,657.82
25	B	1	USW425	2,657.82
30	B	1	USW430	2,657.82
35	B	1	USW435	2,657.82
40	B	1	USW440	2,657.82
45	B	1	USW445	2,657.82
50	B	1	USW450	2,657.82
55	B	1	USW455	2,657.82
60	B	1	USW460	2,657.82
65	B	1	USW465	2,657.82
70	B	1	USW470	2,657.82
75	B	1	USW475	2,657.82
80	B	1	USW480	2,657.82
85	B	1	USW485	2,657.82



Includes flow control unit, chamber base with controller housing, inlet filter and overflow pipe.
+ Available to order

SILT TRAP

250	O		UG60	146.05
600	B		USW30	259.87



Flowloc control device

Size	Colour	Qty	Code	Price £
INLET FILTER				



B **UG61** 349.67
Includes 250mm lid
For use with UG60 silt trap



B **USW29** 236.25
Includes lifting chain
For use with USW30 silt trap

RISER



1m				
600	B		USW301	330.75
2m				
600	B		USW32	543.38
3m				
600	B		USW33	696.94

Supplied with riser clamp and seal
For use with flow control devices or USW30 silt trap

Index

Underground drainage systems

Product	Page	Product	Page	Product	Page
KP204W	7	UCC4	7	UL606	4
SE41	8	UCC5	6	UMB11C	4
SE41B	8	UCC7	7	UMB13C	4
SR250	7	UCL125	6	UMB14C	4
SR450	7	UCL2	7	UMB19C	4
SRM30	8	UCL3	7	UME15C	4
SRM30B	8	UCL35	6	UME16C	4
SRM402	8	UCL35PP	6	UMY10C	5
SRM402B	8	UCL35SQ	6	UMY11C	5
UA42	8	UCLRR	6	UMY12C	5
UA43	8	UCP1	7	UMY13C	5
UAC02	7	UCP2	7	UP403	4
UAC44	7	UCR2	6	UP406	4
UAR1	7	UCR3	6	UP603	4
UB41	4	UDSB110	5	UP606	4
UB410	4	UE400	4	UPP406	4
UB4100	4	UE405	4	URM304	7
UB411	4	UE406	4	URM425	8
UB42	5	UE407	4	URM604	7
UB420	4	UE42	6	URP1	6
UB4200	4	UE43	6	URP2C	6
UB430	4	UE600	4	URPFSQ	6
UB4300	4	UE62	6	USB110	5
UB45	4	UE64	6	USB41	7
UB455	4	UFB61	4	USB42	7
UB47	5	UFB65	4	USW130	9
UB47M	5	UG42	8	USW140	9
UB67	5	UG44	8	UW401	9
UB68	4	UG45	8	UWS43	9
UB69	4	UG46	8	UY400	5
UBL488	5	UG47	8	UY401	5
UCA40	9	UG48	8	UY46	5
UCA41	9	UG49	8	UY466	5
UCB1	6	UG50	8	UY601	5
UCB2	6	UG50D	8	UY63	5
UCB48L	7	UG51	8	UY64	5
UCC10	6	UG51SA	8	UY66	5
UCC10D	6	UG52	8	UYG40	9
UCC3	6	UL403	4	UYG42	9
UCC3D	6	UL406	4		

Quantum structured wall drainage systems

SNC6	11	UMB33	10	UMY12Q	10
SR160T	11	UMB34	10	UMY13Q	10
UHH16	9	UMB39	10	UMY20	10
UHH26	9	UMD17	11	UMY21	10
UHH36	9	UMD27	11	UMY22	10
ULS13	9	UMD37	11	UMY30	10
ULS16	9	UME15Q	10	UMY31	10
ULS23	9	UME16Q	10	UMY32	10
ULS33	9	UME25	10	UMY33	10
UMA17	11	UME26	10	UPH16	9
UMA41	11	UME35	10	UPH26	9
UMA43	11	UME36	10	UPH36	9
UMA45	11	UMJ11	10	UPS13	9
UMA49	11	UMK11	10	UPS16	9
UMB11Q	10	UMK21	10	UPS23	9
UMB13Q	10	UMK31	10	UPS26	9
UMB14Q	10	UML21	11	UPS33	9
UMB19Q	10	UML32	11	UPS36	9
UMB21	10	UMR150	11	URP2Q	11
UMB23	10	UMR225	11	USH16	9
UMB24	10	UMR300	11	USH26	9
UMB29	10	UMY10Q	10	USH36	9
UMB31	10	UMY11Q	10		

Large diameter quantum highway

Product	Page	Product	Page	Product	Page
UHH375	12	UMK450	13	UMY3752	12
UHH450	12	UMK600	13	UMY3753	12
UHH600	12	UMR375	12	UMY3754	12
UMB3751	12	UMR450	12	UMY4501	12
UMB3752	12	UMR600	12	UMY4502	12
UMB3754	12	UMT3751	12	UMY4503	12
UMB3759	12	UMT3752	12	UMY4504	12
UMB4501	12	UMT3753	12	UMY4505	12
UMB4502	12	UMT3754	12	UMY6001	12
UMB4504	12	UMT4501	12	UMY6002	12
UMB4509	12	UMT4502	12	UMY6003	12
UMB6001	12	UMT4503	12	UMY6004	12
UMB6002	12	UMT4504	12	UMY6005	12
UMB6004	12	UMT4505	12	UMY6006	12
UMB6009	12	UMT6001	12	UPH375	12
UMD23	13	UMT6002	12	UPH450	12
UMD33	13	UMT6003	12	UPH600	12
UME375	12	UMT6004	12	USH375	12
UME450	12	UMT6005	12	USH450	12
UME600	12	UMT6006	12	USH600	12
UMK375	13	UMY3751	12		

Ancillary Items

KS10	13	SR160T	13	SZ50	13
KS20	13	SZ100	13	SZ500	13
SR110T	13	SZ400	13		

Flowloc control device

UG60	14	USW425	14	USW475	14
UG61	14	USW430	14	USW480	14
USW29	14	USW435	14	USW485	14
USW30	14	USW440	14	USW50	14
USW301	14	USW445	14	USW60	14
USW32	14	USW450	14	USW70	14
USW33	14	USW455	14	USW80	14
USW40	14	USW460	14	USW90	14
USW415	14	USW465	14		
USW420	14	USW470	14		



marleypd.co.uk

For general enquiries and details of your nearest stockist please call the customer services department:

Tel: 01622 852585

Email: customerservice@marleypd.co.uk

To place an order

For delivery to **England & Wales**

Email: orders.lenham@marleypd.co.uk

Fax: 01622 851111

For delivery to **Scotland**

Email: orders.uddingston@marleypd.co.uk

Fax: 01698 810307

For all estimate requests

Email: estimates@marleypd.co.uk

For Technical advice please call

01622 852695

Head Office

Lenham, Maidstone

Kent ME17 2DE

Tel: 01622 858888

Fax: 01622 858725

Email: marketing@marleypd.co.uk

Scotland

Birkenshaw Industrial Estate

Uddingston, Glasgow G71 5PA

Tel: 01698 815231

Fax: 01698 810307

Export Division

Lenham, Maidstone

Kent ME17 2DE England

Tel: +44 (0)1622 858888

Fax: +44 (0)1622 850778

Email: export@marleypd.co.uk

an *OAliaxis* company

MARCH 2018