

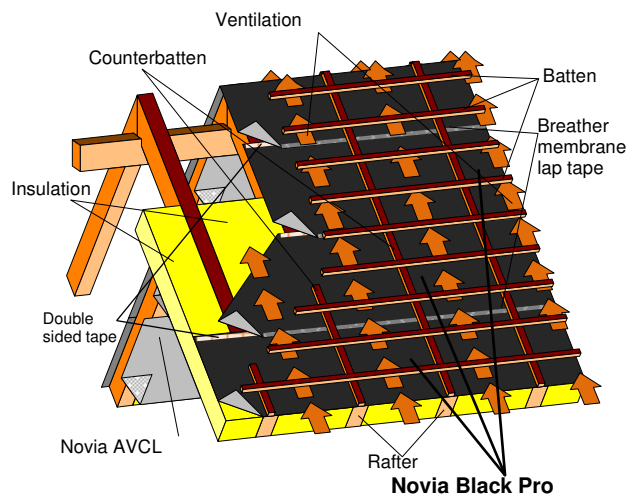
Novia®

Black Pro

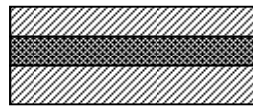
Highly waterproof heavyweight breathable membrane for insulated wall and roof applications. For all enquiries call the sales desk on 01622 678952

Novia Black Pro is a premium quality, versatile, heavyweight breather membrane for all pitched cold and warm roofs, and insulated wall applications. The material meets **EN 13859-1 for pitched roofing** and **EN 13859-2 for walls**. **Novia Black Pro** has excellent water resistance but still provides high breathability; it is strong yet lightweight and also complies with EN 13501-1 fire classification grade E. The product is completely black on one side, and white on the reverse, with no text or images on either side, except a 150mm overlap line.

Novia Black Pro is fully compliant with new mandatory CE marking requirements, introduced under the 2013 Construction Products Regulations. Under this new European directive, all products covered by a current hEN must comply with the new standard. Third party accreditation is no longer sufficient. Any affected products manufactured after the implementation date in July 2013 must conform to the new CPR standard.



Composition:



PP – non woven
Breathable microporous film
PP – non woven

Size:

Standard width 1.5 metres
Roll length 50 metres
Roll weight 11.5 kg
Packing unit 50 rolls per pallet

Typical Insulated Warm Roof Installation

- ✓ **Heavy weight breather membrane**
- ✓ **Highly waterproof**
- ✓ **Highly vapour permeable**
- ✓ **Premium performance tensile and nail tear strength**
- ✓ **Single product for all roofs and walls**
- ✓ **3-layer laminate with microporous core**
- ✓ **Matt finish slip-resistant surface**
- ✓ **Grade E (Fire) and 3 months UV resistant**
- ✓ **CE compliant to EN 13859-1 (roofs) and EN 13859-2 (walls)**
- ✓ **Tested for BS 5534 wind uplift requirements (130GSM test data, 146gsm pending)**
- ✓ **Air and wind tight**
- ✓ **Recyclable and ecologically harmless**

Technical Data

| Characteristic | Value | Units | Test Method |
|---------------------------------|------------|--|------------------|
| Weight | 146 | g/m ² | EN 1849-2 |
| Tensile strength MD/CD | 315/220 | N/50mm | EN 12311-1 |
| Elongation MD/CD | 60/70 | % | EN 12311-1 |
| Tear resistance MD/CD | 180/220 | N | EN 12310-1 |
| Resistance to air penetration | 0.000 | m ³ /m ³ .h .50.pa | EN 12114 |
| Sd value | 0.05 | metres | EN 12572 |
| Resistance to water penetration | W1 >250 | Class cm | EN 1928 EN 20811 |
| Resistance against fire | E | Class | EN 13501-1 |
| Temperature resistance | -40 to +80 | °C | EN 1109 |
| UV Resistance | 3 | months | |

Installation Guidelines For Walls

Fix the membrane to the wall structure; ensure upper layers overlap lower layers. Work from the bottom moving upwards and ensuring there are minimum overlaps of 100 mm on the horizontal joints. Do not begin a vertical lap joint within 300 mm of a corner, and vertical laps should be at least 150 mm. Ensure the bottom timber is also protected by an overlap. Fix at suitable intervals with galvanised nails, stainless staples or similar fixings that will be permanent.

Do not leave the membrane unnecessarily exposed to weathering, high winds, excessive UV etc. as this may cause damage over time. If you must leave the membrane exposed for extended periods of time, consider the use of suitable temporary protection materials.

Installation Guidelines For Roofs

Novia Black Pro can be installed within all standard roof applications. On insulated warm roofs, the membrane may be placed directly onto the insulation or boarded roof if required. **Novia Black Pro** can also be used in conventional cold roof applications. Fix the membrane to the roof structure and ensure upper layers overlap lower layers. Work from the bottom moving upwards and ensure there are minimum overlaps used as shown within BS 5534:2014. The membrane should be overlapped 200 mm on each side of the ridge. All vertical overlaps must be situated on a rafter and must be sealed. Fix at suitable intervals with galvanised nails, stainless staples or similar approved fixings that will be permanent. At any entry points for services (soil pipes, vents etc.), ensure that **Novia Black Pro** is properly sealed. Where pipes etc. penetrate the underlay, cut neatly and accurately and turn edges up to give a tight water-resistant fit, and seal with Novia tapes.

In order to comply with some BS 5534 wind uplift zone requirements you must use our single-sided **Novia Breather Membrane Lap Tape**. See wind uplift tables for full details. Where BS 5534 compliance requires the use of Novia tape, you may use a smaller 100mm overlap. The batten restrained results, not using Novia tape, were tested using the standard 150mm overlap.

Tapes

We strongly advise the use of Novia installation tapes, which will greatly improve the performance and overall airtightness of the roof, even if tape is not specified for mandatory use within a particular zone under the BS 5534 wind uplift test results. We offer a single-sided **Novia Breather Membrane Lap Tape** for basic installations, and for high specification work where there is even greater emphasis on air-tightness we offer the optional **Novia Double-Sided Adhesive Tape**. For the very best standards of installation and air-tightness, we advise the use both types of tape, which will ensure a long lasting, high quality, breathable and air-tight seal is formed.

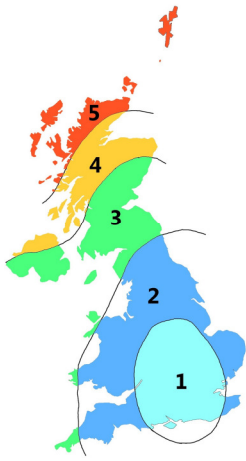
Other notes

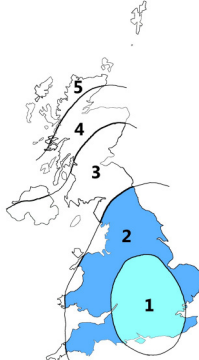
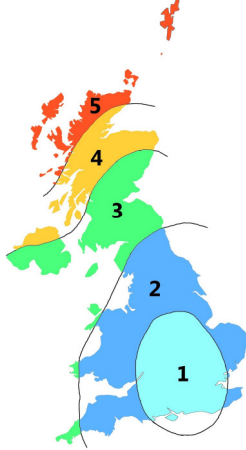
- Always ensure that for warm roof applications, a vapour barrier such as **Novia VC2** or **VC6 Reflective** is installed beneath the insulation, as only 1 - 3% moisture contamination within the insulation can adversely affect its thermal performance by up to one third.
- **Novia Black Pro** will reduce the risk of condensation within the roof space but in certain atmospheric conditions it can never be totally eliminated.
- Always handle material carefully to prevent tears and punctures. Repair any damage which does occur with suitable tape.
- Ensure that sufficient ventilation is incorporated to comply with all relevant building regulations and technical standards, such as BS 5250.
- Store all materials in suitable conditions.

This datasheet represents the latest understanding of the subject. However it is for the ultimate user to determine suitability of our products within specific applications. The advice and information we have provided is general in nature, and is subject to future revision.

Wind uplift suitability. Test results from BRE to BS 5534 Annex A – Novia Black Pro


(Results shown are for Novia Reflex, 130GSM. Full Novia Black Pro tests are being completed. Novia Black Pro test results will meet or exceed the values stated below)

| 100mm taped overlap test results (Taped using Novia Breather Membrane Lap Tape) | | | |
|--|--|------------------|---|
| Product | Identification | Manufacturer | Website |
| Novia Reflex | LR | Novia Ltd | www.novia.co.uk |
| Batten Gauge | Declared wind uplift resistance, p D (N/m ²) | Zone Suitability | Wind zone map |
| ≤ 345 mm | 1967 | 1-5 |  |
| ≤ 250 mm | No test required | No test required | |
| ≤ 100 mm | No test required | No test required | |

| 150mm overlap batten restraint test results | | | |
|--|--|------------------|---|
| Product | Identification | Manufacturer | Website |
| Novia Reflex | LR | Novia Ltd | www.novia.co.uk |
| Batten Gauge | Declared wind uplift resistance, p D (N/m ²) | Zone Suitability | Wind zone map |
| ≤ 345 mm | 975 | 1-2 |  |
| ≤ 250 mm | 2257 | 1-5 |  |
| ≤ 100 mm | No test required | No test required | |

NOVIA®

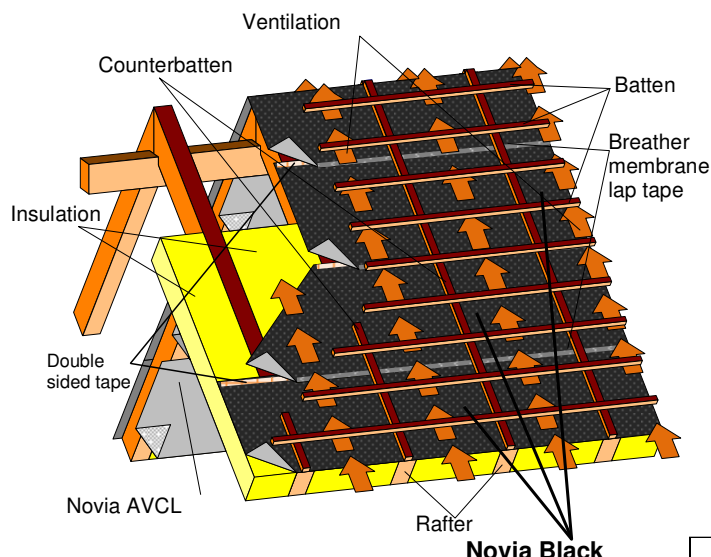
Novia Black



Highly waterproof breathable membrane for insulated wall and roof applications. For all enquiries call the sales desk on **01622 678952**

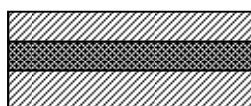
NOVIA Black is a high quality, versatile, low cost, breather membrane for all pitched cold and warm roofs, and insulated wall applications. The material meets EN 13859-1 for pitched roofing and EN 13859-2 for walls. **Novia Black** has excellent water resistance but still provides high breathability; it is strong yet lightweight and also complies with EN 13501-1 fire classification grade E. The product is completely black on one side, white on the reverse, with no text or images on either side, except a 150mm overlap line.

Novia Black is fully compliant with new mandatory CE marking requirements, introduced under the 2013 Construction Products Regulations. Under this new European directive, all products covered by a current hEN must comply with the new standard. Third party accreditation is no longer sufficient. Any affected products manufactured after the implementation date in July 2013 must conform to the new CPR standard.



Typical Insulated Warm Roof Installation

Composition:



PP – non woven
Breathable microporous film
PP – non woven

Size:

Standard width 1.5 metres
Roll length 50 metres
Roll weight 9 kg
Packing unit 50 rolls per pallet

- ✓ **Highly waterproof**
- ✓ **Highly vapour permeable**
- ✓ **Single product for all roofs and walls**
- ✓ **3-layer laminate with microporous core**
- ✓ **Excellent tensile and nail tear strength**
- ✓ **Matt finish slip-resistant surface**
- ✓ **Grade E (Fire) and 3 months UV resistant**
- ✓ **CE compliant to EN 13859-1 (roofs) and EN 13859-2 (walls)**
- ✓ **Tested for BS 5534 wind uplift requirements**
- ✓ **Recyclable and ecologically harmless**

Technical Data

| Characteristic | Value | Units | Test Method |
|---------------------------------|------------|--|-------------|
| Weight | 116 | g/m ² | EN 1849-2 |
| Tensile strength MD/CD | 250/170 | N/50mm | EN 12311-1 |
| Elongation MD/CD | 60/80 | % | EN 12311-1 |
| Tear resistance MD/CD | 150/190 | N | EN 12310-1 |
| Resistance to air penetration | 0.000 | m ³ /m ³ .h .50.pa | EN 12114 |
| Sd value | 0.05 | metres | EN 12572 |
| Resistance to water penetration | W1 | Class | EN 1928 |
| Resistance against fire | >250 | cm | EN 20811 |
| Resistance against fire | E | Class | EN 13501-1 |
| Temperature resistance | -40 to +80 | °C | EN 1109 |
| UV Resistance | 3 | months | |

Installation Guidelines For Walls

Fix the membrane to the wall structure; ensure upper layers overlap lower layers. Work from the bottom moving upwards and ensuring there are minimum overlaps of 100 mm on the horizontal joints. Do not begin a vertical lap joint within 300 mm of a corner, and vertical laps should be at least 150 mm. Ensure the bottom timber is also protected by an overlap. Fix at suitable intervals with galvanised nails, stainless staples or similar fixings that will be permanent.

Do not leave the membrane unnecessarily exposed to weathering, high winds, excessive UV etc. as this may cause damage over time. If you must leave the membrane exposed for extended periods of time, consider the use of suitable temporary protection materials.

Installation Guidelines For Roofs

Novia Black can be installed within all standard roof applications. On insulated warm roofs, the membrane may be placed directly onto the insulation or boarded roof if required. **Novia Black** can also be used in conventional cold roof applications. Fix the membrane to the roof structure and ensure upper layers overlap lower layers. Work from the bottom moving upwards and ensure there are minimum overlaps used as shown within BS 5534:2014. The membrane should be overlapped 200 mm on each side of the ridge. All vertical overlaps must be situated on a rafter and must be sealed. Fix at suitable intervals with galvanised nails, stainless staples or similar approved fixings that will be permanent. At any entry points for services (soil pipes, vents etc.), ensure that Novia Black is properly sealed. Where pipes etc. penetrate the underlay, cut neatly and accurately and turn edges up to give a tight water-resistant fit, and seal with Novia tapes.

In order to comply with some BS 5534 wind uplift zone requirements you must use our single-sided **Novia Breather Membrane Lap Tape**. See wind uplift tables for full details. Where BS 5534 compliance requires the use of Novia tape, you may use a smaller 100mm overlap. The batten restrained results, not using Novia tape, were tested using the standard 150mm overlap.

Tapes

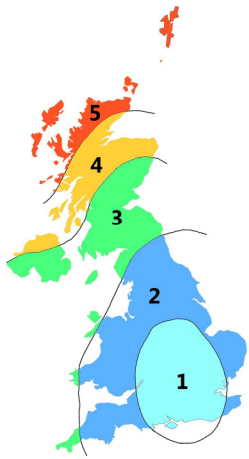
We strongly advise the use of Novia installation tapes, which will greatly improve the performance and overall airtightness of the roof, even if tape is not specified for mandatory use within a particular zone under the BS 5534 wind uplift test results. We offer a single-sided **Novia Breather Membrane Lap Tape** for basic installations, and for high specification work where there is even greater emphasis on air-tightness we offer the optional **Novia Double-Sided Adhesive Tape**. For the very best standards of installation and air-tightness, we advise the use both types of tape, which will ensure a long lasting, high quality, breathable and air-tight seal is formed.

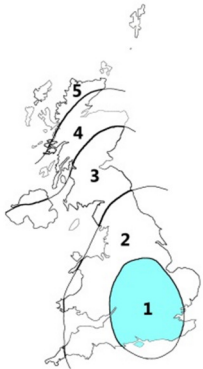
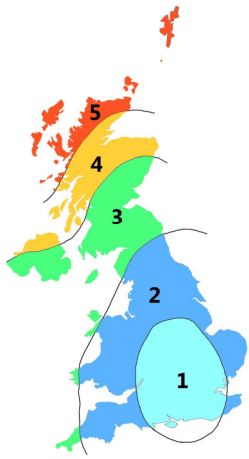
Other notes

- Always ensure that for warm roof applications, a vapour barrier such as **Novia VC2** or **VC6 Reflective** is installed beneath the insulation, as only 1 - 3% moisture contamination within the insulation can adversely affect its thermal performance by up to one third.
- **Novia Black** will reduce the risk of condensation within the roof space but in certain atmospheric conditions it can never be totally eliminated.
- Always handle material carefully to prevent tears and punctures. Repair any damage which does occur with suitable tape.
- Ensure that sufficient ventilation is incorporated to comply with all relevant building regulations and technical standards, such as BS 5250.
- Store all materials in suitable conditions.

This datasheet represents the latest understanding of the subject. However it is for the ultimate user to determine suitability of our products within specific applications. The advice and information we have provided is general in nature, and is subject to future revision.

Wind uplift suitability. Test results from BRE to BS 5534 Annex A

| 100mm taped overlap test results (Taped using Novia Breather Membrane Lap Tape) | | | |
|---|--|------------------|---|
| Product | Identification | Manufacturer | Website |
| Novia Black | LR | Novia Ltd | www.novia.co.uk |
| Batten Gauge | Declared wind uplift resistance, p D (N/m ²) | Zone Suitability | Wind zone map |
| ≤ 345 mm | 1875 | 1-5 |  |
| ≤ 250 mm | No test required | No test required | |
| ≤ 100 mm | No test required | No test required | |

| 150mm overlap batten restraint test results | | | |
|---|--|------------------|---|
| Product | Identification | Manufacturer | Website |
| Novia Black | LR | Novia Ltd | www.novia.co.uk |
| Batten Gauge | Declared wind uplift resistance, p D (N/m ²) | Zone Suitability | Wind zone map |
| ≤ 345 mm | 868 | 1 |  |
| ≤ 250 mm | 1875 | 1-5 |  |
| ≤ 100 mm | No test required | No test required | |