

NOVIA®

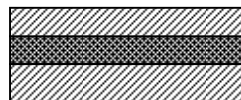
Novia Black High Performance Construction Wrap

EN 1928 Class W1 approved 2.7m wide breathable membrane for insulated wall applications
For enquiries, call our sales desk on **01622 678952** for further information

Novia Black High Performance Construction Wrap is a high quality, versatile, high performance breather membrane for all insulated frame applications. This material is of such high performance that it still complies with EN 13859-1 for pitched roofing and the lower specification EN 13859-2 for walls. **Novia Black High Performance Construction Wrap** has the maximum rating EN 1928 W1 for water resistance and yet still provides very high breathability; it is strong, lightweight and complies with EN 13501-1 fire classification grade E. The product is completely black on one side, white on the reverse, with no text or images on either side, apart from a 150mm overlap line.

Novia Black High Performance Construction Wrap is fully compliant with new mandatory CE marking requirements, introduced under the 2013 Construction Products Regulations. Under this new European directive, all products covered by a current hEN must comply with the new standard. Third party accreditation is no longer sufficient. Any affected products manufactured after the implementation date in July 2013 must conform to the new CPR standard.


Composition



PP – non woven
Breathable microporous film
PP – non woven

Size:

Standard width 2.7 metres
Roll length 100 metres
Roll weight 25.5 kg
Packing unit 20 rolls per pallet



- ✓ **Highly waterproof to EN 1928 W1 Class**
 - ✓ **Industry leading quality wall breather for all insulated frame applications**
 - ✓ **Extremely competitive prices**
 - ✓ **Completely black except for 150mm lap line**
 - ✓ **Highly vapour permeable**
 - ✓ **Full specification breather membrane with 3-layer laminate with microporous core**
 - ✓ **Excellent tensile and nail tear strength**
 - ✓ **Matt finish slip-resistant surface**
 - ✓ **Grade E (Fire) and 2 months UV resistant**
 - ✓ **CE compliant to EN 13859-1 for roofs and EN 13859-2 for walls.**
- (NB Novia does not recommend use in roof applications due to 2.7m width)*
- ✓ **Also compliant to BS 4016 Type 1**
 - ✓ **Recyclable and ecologically harmless**
 - ✓ **Provides temporary protection during the construction phase**

Technical Data

| Characteristic | Value | Units | Test Method |
|---------------------------------|---------------|--|---------------------|
| Weight | 95 | g/m ² | EN 1849-2 |
| Tensile strength MD/CD | 200/110 | N/50mm | EN 12311-1 |
| Elongation MD/CD | 75/90 | % | EN 12311-1 |
| Tear resistance MD/CD | 80/110 | N | EN 12310-1 |
| Resistance to air penetration | 0.000 | m ³ /m ³ .h .50.pa | EN 12114 |
| Sd value | 0.035 | metres | EN 12572 |
| Resistance to water penetration | W1 >250 | Class cm | EN 1928 EN 20811 |
| Resistance against fire | E | Class | EN 13501-1 |
| Temperature resistance | -40 to +80 | °C | EN 1109 |
| UV Resistance | 2 | months | |

Installation Guidelines For Walls

Fix the membrane to the wall structure; ensure upper layers overlap lower layers. Work from the bottom moving upwards and ensuring there are minimum overlaps of 100 mm on the horizontal joints. Do not begin a vertical lap joint within 300 mm of a corner, and vertical laps should be at least 150 mm. Ensure the bottom timber is also protected by an overlap. Fix at suitable intervals with galvanised nails, stainless staples or similar fixings that will be permanent.

Do not leave the membrane unnecessarily exposed to weathering to weathering, high winds, excessive UV etc. as this may cause damage over time. If you must leave the membrane exposed for extended periods of time, consider the use of suitable temporary protection materials.

Tapes

We strongly advise the use of Novia installation tapes, which will greatly improve the performance and overall airtightness of the wall. We offer a single-sided **Novia Breather Membrane Lap Tape** for basic installations, and for high specification work where there is even greater emphasis on air-tightness we offer the optional **Novia Double-Sided Adhesive Tape**. For the very best standards of installation and air-tightness, we advise the use both types of tape, which will ensure a long lasting, high quality, breathable and air-tight seal is formed.




Figure 1



Figure 2

Novia Black High Performance Construction Wrap being installed using our double tape system. **Novia Double-Sided Adhesive tape** is used first to create the lap seal (figure 1) with the **Novia Breather Membrane Lap** tape added to create a complete airtight installation (figure 2).

Other notes

- Always ensure the use of a vapour barrier such as **Novia VC2** or **VC6 Reflective** is installed on the warm side of the insulation, as only 1 - 3% moisture contamination within the insulation can adversely affect its thermal performance by up to one third.
- **Novia Black High Performance Construction Wrap** will reduce the risk of condensation within the wall but in certain atmospheric conditions it can never be totally eliminated.
- Always handle material carefully to prevent tears and punctures. Repair any damage which does occur with suitable tape.
- Ensure that sufficient ventilation is incorporated to comply with all relevant building regulations and technical standards, such as BS 5250.
- Store all materials in suitable conditions.