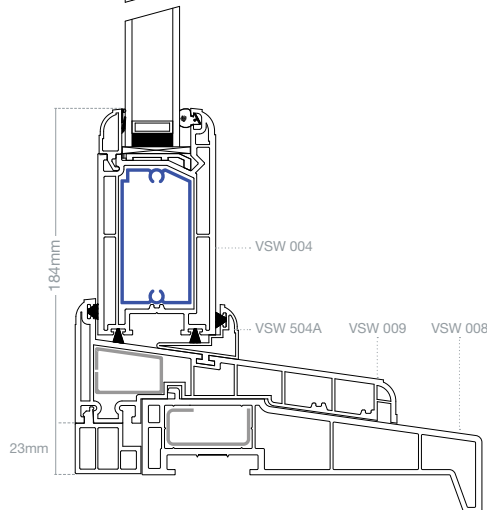
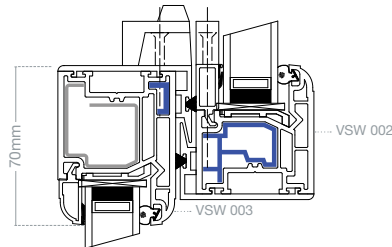
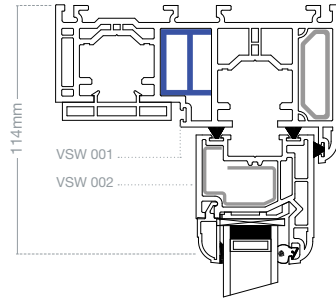
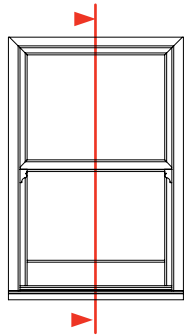


# Product specification Vertical sliding sash windows



## CHARISMA CLASSIC SPECIFICATION 2 DOUBLE GLAZED

### Profiles

- Eurocell **charisma** profile system
- **charimsa classic** deep bottom rail

### Reinforcements

- Steel
- Aluminium

### Cill options

Sizes: 180mm (shown) and 150mm  
Ovolo cill adaptor available (shown)

### Accreditations

- Eurocell **charisma** profile system is BBA certified (assessment report number 2571)
- BS EN 12608, BS 7412, BS 6375, BS 7950

### Colour options


#### Standard colours



#### Non-standard options

Eurocell profiles are available in any colour from our made-to-order range. These are available on a three-week lead-time.

### Thermal performance

Config	Glass 1 (external)	Glass 2 (internal)	Gas	Spacer bar	Reinforcing	WER	Energy Index	U-value
4/16/4	Pilkington Optiwhite	Pilkington Optitherm S1+	Argon	Superspacer Premium	Steel / Ali		-18	1.4

The above calculations should be used for guideline purposes only. Other options also available. To have **charisma classic** performance simulated, contact the Eurocell technical department.

### Decorative options

- Unique-design **charisma classic** run through horns
- Georgian bars

### Min /max window sizes

If windows are to be manufactured outside these sizes, please consult Eurocell's technical department.

System	Width (mm)	Height (mm)
Vertical sliding sash windows	Min: 400	Min: 640
	Max: 1600*	Max: 2400*
	* 1250 for PVC-U TI	* 1500 for PVC-U TI

### Reinforcements are to be used:

Cill adaptor and sashes: All  
Outer frames (vertical): 1400m+  
Outer frames (horizontal): 1000m+  
Woodgrain profiles: All