

Rev 3.5 - 7 January 2020

PRODUCT CODE - 103-S

INTRODUCTION

[Newton 103-S](#) is a two-component, thixotropic, cementitious modified polymer waterproofing membrane with high adhesion, designed for the internal and external waterproofing of concrete and steel elements of water-retaining/water-resisting structures such as reservoirs, water tanks, below ground structures, podium decks, balconies and parking areas.

Capable of resisting extremely high positive and negative water pressure, Newton 103-S forms a hard, highly alkaline coating with a degree of elasticity which has greatly enhanced chemical resistance and so is particularly suited for the protection of concrete within sulphate contaminated ground. It has excellent resistance to the ingress of acid gases, moisture and chlorides to enhance the durability of reinforced concrete and protect highway and coastal structures from chloride attack. Newton 103-S is reinforced over static joints and at details and changes of direction with [Newton 912-RT](#).

APPLICATION



PROPERTIES

H - Hardness and Durability; E - Elasticity and Flexibility; V - Vapour Resistivity; C - Curing and Drying; W - Working Time; U - UV Stability

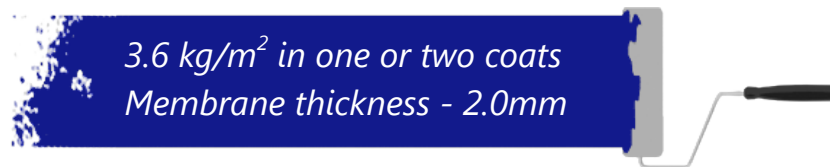


PACKAGING



A+B Components, within two containers

COVERAGE



KEY BENEFITS

- Very waterproof - Resistant to 10 bar positive and negative pressure
- Quick application in one coat to horizontal surfaces
- Non-toxic when cured
- Sprayable - Up to 2 m² per minute is possible
- Hard, durable and UV-stable trafficable finish
- All year round application to damp substrate
- Can be applied at temperatures as low as 5°C
- Very low VOC content
- Very high diffusion resistance to carbon dioxide gas and chloride ions; equivalent to 100 mm of concrete cover
- Excellent adhesion to sound prepared concrete substrates and steel
- Thixotropic - can be applied at 1 mm to vertical surfaces
- High build coating of 2 mm eliminates the incidence of small defects seen within thinner membranes



NEWTON 103-S

High Performance Liquid Waterproofing Membrane

TECHNICAL DATA

Features	Result					Units
Form	Part A liquid + Part B powder					
Colour	Grey					
Density/Specific gravity	1.8					
Pack size	30					kg
Yield per kg	0.55					Litres
Shelf life	12					Months
Pot life @ 20°C & RH of 40%	30					Minutes
Application rate – in one or two coats	3.6					kg/m ²
Application temperature	+5 to +35					°C
Service temperature	-15 to +180					°C
Odour	Low – Characterised as polymeric					
VOC content	0					%
Curing*	5°C	10°C	15°C	20°C	25°C	Units
Ready for next coat	80	60	50	40	33	Minutes
To not be adulterated by rain	3	2.5	2	1.5	1.5	Hours
Ready for temporary traffic/protection boards	24	24	22	20	18	Hours
Ready for flood/hosepipe test	8	7	6	5	4	Days
Fully cured	28	28	28	28	28	Days
Cured Performance	Result		Units		Test Method	
Colour	Grey					
Membrane thickness in one or two coats	2.0		mm			
Adhesion to concrete	>2		MPa		BS EN 1542	
Tensile strength	>2.5		MPa		BS6319-7:1994	
Elongation	3 to 5		%		Manufacturer test	
Compressive strength – 1 day	>10		MPa		BS 4551	
Compressive strength – 7 days	>30		MPa		BS 4551	
Compressive strength – 28 days	>40		MPa		BS 4551	
Hardness (28 days)	>75		Shore D		BS EN ISO 868:2003	
Water vapour resistance - S _D value	0.91		m		BS EN ISO 7783-2	
Water vapour resistance - μ value	455		μ		Calculation from S _D value	
Water vapour resistance	4.55		MNs/g		Calculation from S _D value	
Water resistance – Positive & Negative	10		Bar		DIN 1048	
Reaction to fire classification	A2-s1				Euroclass	
Biological resistance	DWI regulation 31 approved					
Thermal compatibility	>2		MPa		EN 13687-1	
UV Resistance - Stable but will discolour	50		Years		UNI EN ISO 11507:2007**	
pH	12-14					

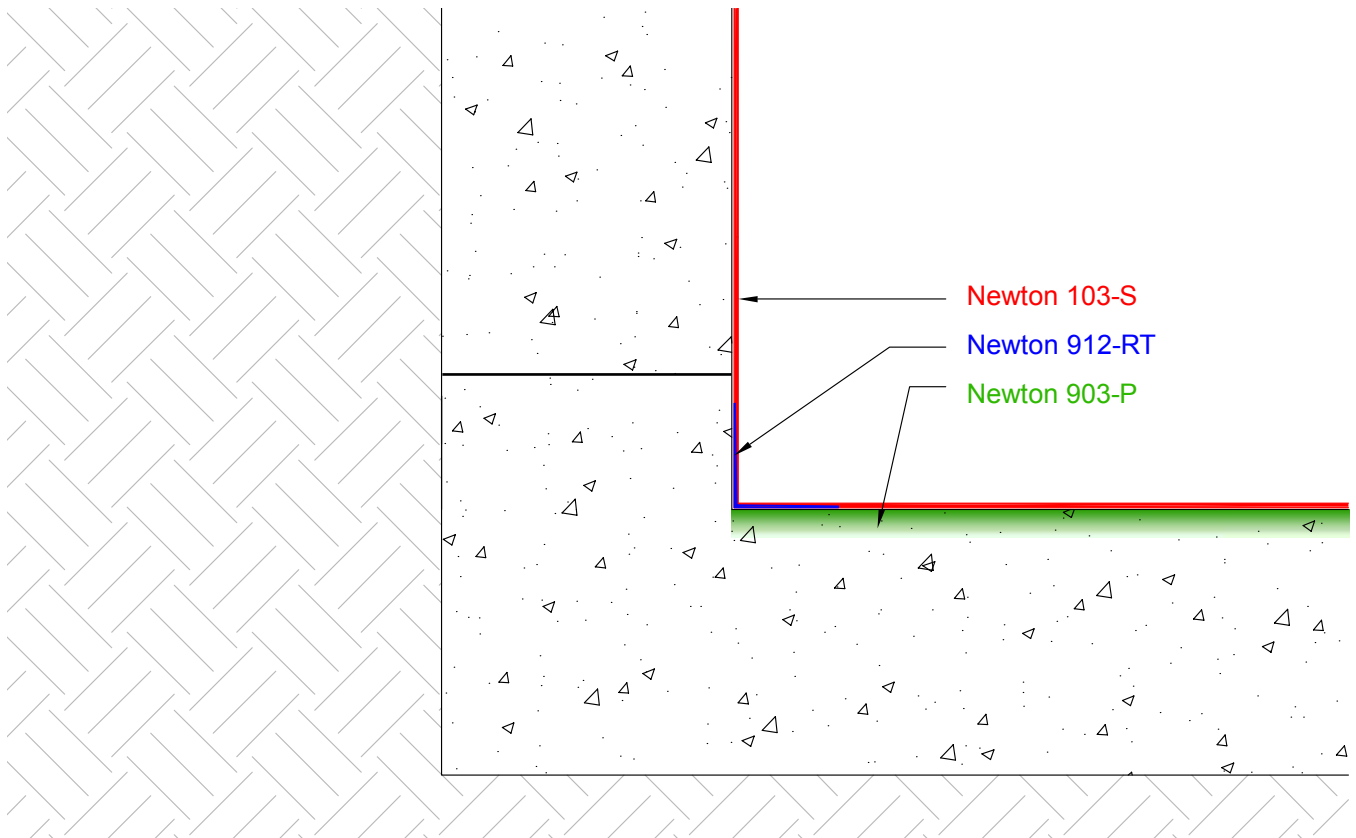
The above data, even if carried out according to regulated tests are indicative and they may change when specific site conditions vary.

*Figures are influenced by humidity also and so are indicative. **UNI EN ISO 11507:2007 is an accelerated ageing test. The result of 1000 hours translates to 50 years.

NEWTON 103-S

High Performance Liquid Waterproofing Membrane

TYPICAL DETAIL



TYPICAL APPLICATIONS

Waterproofing of:

- Podium decks, balconies and car parking areas
- Concrete water-retaining structures such as water tanks and reservoirs
- Concrete earth-retaining foundation walls to both the positive and negative side
- Internal concrete surfaces of walls and rafts or slabs to earth-retained structures such as habitable basements, car parks, plant rooms and lift-pits
- Concrete temporary lay down and working areas

SUITABLE SUBSTRATES

Correctly prepared substrates of:

- Concrete of at least 20 kN
- Steel
- Correctly prepared mortar

SUITABLE SURFACES

Waterproofing of:

- Walls - Positive pressure & negative pressure
- Slab/raft - Negative pressure
- Soffit - Negative pressure
- Decks & balconies - Positive pressure

METHOD OF APPLICATION

- Squeegee
- Roller
- Airless Spray
- Pin Leveller
- Brush
- Trowel

SPECIALIST TOOLS REQUIRED

- Spiked roller to ensure captured air is removed and to improve the surface finish
- Spiked shoes to allow traverse without damage to the product and to improve the surface finish

SPECIFICATION

Newton Waterproofing Systems are in partnership with RIBA NBS who publish details of our products and systems within their specification clause library to allow Architects ease of specification through their NBS Plus interface. NBS clauses can be accessed via the technical resources area of the web site where a live NBS Feed is available at [NBS Plus Live Feed](#)

Our website has a wide choice of downloadable [Technical Drawings](#), and a large selection are also available either via [FastrackCAD](#), or as BIM objects on the [National BIM Library](#)

NEWTON 103-S

High Performance Liquid Waterproofing Membrane

TRAINING AND COMPETENCY OF THE USER

Newton 103-S should only be used by those with an understanding of the requirement to waterproof retained structures and the knowledge and training to use the product as part of a coordinated approach to the waterproofing of the structure, which in many cases will require further waterproofing products so as to achieve the required habitable grade as defined by BS 8102:2009.


It is recommended that Newton 103-S and its ancillary products be installed by contractors trained by Newton Waterproofing Systems in the correct use and specification of the product.

PROTECTION OF THE MEMBRANE

The membrane should be seen as an investment and if possible, protected from wear and weathering.

Protection methods include:

- Decks - Newton drainage membrane, [Newton 408 DeckDrain](#), with paving or Intensive Green Roof over
- Decks - [Newton 420 Reservoir](#) drainage and water storage membrane with Extensive Green Roof over
- Decks - Timber decking
- Decks - Paving on pedestals
- Decks & internal floors - Coloured sands or grit 100% broadcasted to the still tacky final coat to provide an abrasion and slip resistant finish
- Decks - Ceramic tiling adhered directly to 100% broadcast with sand surface. Waterproof grout and waterproof adhesives to be used.
- Internal floors - Ceramic tiling adhered to a de-coupling membrane
- Internal floors - Screed or other floor coverings
- External walls - [Newton 410 GeoDrain](#), [Newton Fibran XPS 500-C](#) insulation or protection board



LIFE EXPECTANCY

When specified, installed and protected in accordance with the Data Sheet and Application Guides, is fully and permanently isolated from UV light and physical damage or wearing, and only to those substrates confirmed within, Newton 103-S has a service life that can be equal to the design life of the structure.

If the membrane is to be exposed, Newton 103-S is very resistant to mechanical and chemical wear. However, it is impossible to accurately determine the life expectancy as this is dependent on the type, frequency and aggressiveness of the wearing agents. If the wear expectations are high and the membranes not protected, we suggest the O&M manual requests inspection at appropriate intervals. Please speak with the installing contractor or our Technical Team for advice.

Newton 103-S is guaranteed to resist weathering for up to 10 years. The membrane is not UV colour stable and will slightly fade in colour over time, and it may take a few months for the colour to be consistent. Over time discolouration due to weathering may take place, but the membrane will be serviceable.

Protective wearing coats should be considered. If protected as described in the section above, Newton 103-S has a service life that can be equal to the design life of the substrate is applied to.

PACKAGING

The product consists of two parts, A and B, both of which are measured and ready to be mixed:

- Part A (Container of liquid) 6.1 kg
- Part B (Bag of powder) 23.9 kg

NEWTON 103-S

High Performance Liquid Waterproofing Membrane

APPLICATION RATE

The membrane is applied to a total thickness of 2.0 mm, which requires an application rate of 3.6 kg/m².

Walls and soffits

Application is by two coats, each of 1.8 kg/m².

Horizontal surfaces

Application is by two coats, each of 1.8 kg/m² or by a single coat of 3.6 kg/m².

At a thickness of 2.0 mm, a 30kg composite pack covers a total surface area of 8.3m².

ANCILLARY PRODUCTS

- [Newton 903-P](#) - Purchase Code 903-P. Primer for concrete
- Newton 905-CM - Purchase Code 905-CM. Curing membrane to prevent accelerated drying during hot or very windy conditions
- Newton 912-RT - Purchase Code 912-RT. Reinforcement Tape for static joints and construction joints
- [Newton 107F](#) - Purchase Code 107F. Flexible waterproofing membrane for use with Newton 912-RT above shrinkage joints

CONSTRUCTION

The construction should conform with current Building Regulations, British Standards and relevant Codes of Practice.

CONSTRUCTION - NEW CONCRETE

New concrete to earth retaining structures should be designed by a Structural Engineer to EN 1992 (Formerly BS 8110). A shuttered finish to vertical surfaces is suitable for Newton 103-S.

Horizontal concrete surfaces should have a surface finish to should have a surface finish to at least Class of finish U3 and preferably to class U4 or U5 as documented in 'General Specification for Civil Engineering Works' section 14: 'Formwork and Finishes to Concrete', namely a 'Uniform, dense and smooth surface'. Float marks should be avoided as these will impact on the cost of correct surface preparation.

Newton 103-S can be applied to new concrete providing that:

- The concrete is at least 20 N strong
- The concrete can be prepared using conventional mechanic preparation methods to remove laitance to floors and release agents to walls

CONSTRUCTION - MORTAR

Walls should be designed by a Structural Engineer to withstand the load of the retained earth as well as the expected water pressure as defined by BS 8102:2009. The mortar joints should be pointed flush to the surface of the wall.

SURFACE PREPARATION - GENERAL

Generally the surfaces to be waterproofed must be structurally stable, clean, dry and free from release agents, dust, laitance, oils, paints or other forms of contamination.

Substrate damage, deterioration, cracks, voids, and holes should be repaired and filled prior to installation of the waterproof membrane with [Newton 203-RM](#) repair mortar. Deep or structural cracks should be inspected to confirm if they are live or dormant. Suitable repair by qualified personnel is recommended.

SURFACE PREPARATION - CONCRETE WALLS

Jet washing should be used to remove release agents and surface contamination to concrete walls. Adding mild detergents to the jet wash water will improve effectiveness.

Fine surface cracks and blow-holes should be filled with sand/cement using a bag rubbing technique.

Tie-Bolt holes should be filled with Newton 203-RM.

SURFACE PREPARATION - MORTAR WALLS

Joints should be flush pointed. If they are not, re-point or apply a smoothing coat of sand/cement render with [Newton 908 LiquaBond](#) mixed into the gauging water at 1:2.

Porous block walls should be filled by bag-rubbing with sand/cement.

Existing walls of block or brick will require wall surface preparation such as grit blasting or scabbling to ensure all surface contaminants are removed and that a good 'key' is achieved.

Remove snots.

SURFACE PREPARATION - CONCRETE FLOORS

In all cases, concrete floors should be ground or sand blasted to remove laitance. Vacuum clean after.

If the concrete floor needs to be levelled, please speak to the Newton Waterproofing Technical Department who will advise on the correct levelling product.

Large holes or indentations should be filled Newton 203-RM.

JOINTS & CHANGES OF DIRECTION

Reinforce static joints with Newton 912-RT

Over shrinkage joints, use Newton 107F bedded into 25mm wide masking tape to create delamination.

With movement joints, lap the 107F into the joint and then use our standard [Newton 106 FlexProof](#) movement joint detail.

Please speak to our Technical Department if you require assistance on the correct specification to joints.

NEWTON 103-S

High Performance Liquid Waterproofing Membrane

PRIMING

Walls and soffits - Prior to slurry tanking, porous substrate should be sealed with sand/cement using a bag rubbing technique.

Internal slabs and rafts - Porous substrate should be sealed with Newton 903-P.

External decks - Should be primed with Newton 903-P.

Please read the 903-P data sheet before commencement of application.

MIXING

Newton Waterproofing supply the full range of [Collomix Mixing Equipment](#) that includes Hand Mixers, Stirrers, Mixing Stands, Buckets, Transport Carts and the Mixer Clean mixing bucket. Newton 103-S can be mixed with the DLX (preferred) and KR stirrers, matched to the Xo 1 or Xo 4 Hand Mixers which are suitable for quantities of up to 65 litres. For larger quantities the MKD dual action stirrer is matched to the Xo 55 duo Hand-Mixer.

- Shake Part A bottle thoroughly and pour into clean mixing vessel
- Add part B (powder) slowly whilst mixing slowly
- Mix for 5 minutes until smooth, entrapping as little air as possible
- Continuously scrape sides to prevent lumps forming and to ensure all of part A is mixed with all of part B
- Mix for a minimum of 5 minutes and use without delay

APPLICATION

The mixed slurry can be applied by Brush, Squeegee, Roller, Trowel or Pin Leveller. Ensure that air is not entrapped into the surface of horizontal applications by using a spiked roller as soon as the product is placed.

Apply as explained within the APPLICATION RATE section on page 5.

With two coat applications, the second coat can be applied when the first coat is still 'green' and slightly tacky and up to five days after the first coat has been applied. After five days, the first coat will need to be washed to remove dust. In addition, a primer of Newton 908 LiquaBond mixed 1:1 with water can be applied to enhance adhesion of the second coat to the first.

SPRAYING SPECIFICATION

Newton 103-S can be sprayed with an airless spray machine.

For information on the machine and configuration, please contact our Training Department.

CURING

For curing/drying times please see Technical Data on page 2. Newton 103-S is a cement based product and so requires curing. Accelerated drying must be avoided.

If the conditions are hot, sunny and/or very windy the finished membrane must be protected from accelerated drying with the application of Newton 905-CM, a simple to apply liquid curing membrane.

In floor and deck applications, coloured sands or grit can be cast liberally onto the surface to provide effective curing, whilst also creating an abrasion and slip-resistant finish.

Curing must commence within 10-15 minutes of the completed application of the coating.

COLOUR

Grey - Coloured UV stable protective coatings available.

CLEANING

Thoroughly clean all tools and equipment with water after use.

LIMITATIONS

- Do not apply prior to rain - please see information within the curing table on page 2
- Do not apply at temperatures lower than +5°C or higher than +30°C
- Always use the correct preparation and priming of the support substrate as directed within the appropriate Application Guide

STORAGE

Store in dry conditions at temperatures between 5°C and 25°C with containers fully sealed. Do not expose to freezing conditions.

If these conditions are maintained and the product packaging is unopened, a shelf life of up to 12 months can be expected.

Please note: The sacks are splash proof and not waterproof. Please ensure that the product is moved to dry site storage as soon as it is delivered.

POT LIFE & FURTHER USE



Newton 103-S is a two-part product and a chemical curing reaction starts as soon as the two parts are mixed. Pot life is 30 minutes at 20°C. Product must be used before it starts to go off/over thicken.

HEALTH & SAFETY

Use appropriate PPE for the environment the system is installed within. Use products only as stated within this Data Sheet and the MSDS and Application Guides.

NEWTON 103-S

High Performance Liquid Waterproofing Membrane

				Newton Waterproofing Systems Newton House 17-20 Sovereign Way Tonbridge Kent TN9 1RH		103-S EN 1504-2:2004 0086 Surface Protection System for Concrete	
Essential Characteristics	Declared Performance	Test Standard	Harmonised Technical Standard				
Compressive strength	≥35 MPa Class 1	BS EN 12190	BS EN 1504-2:2004				
Permeability to CO ²	Equivalent to 100m of concrete	BS EN 1062-6					
Permeability to water vapour	S _D <5m Class I Permeable to water vapour	BS EN ISO 7783-2					
Capillary Absorption	<0.1kgm ⁻² h ^{-0.5} Class III	BS EN 1062-3					
Adhesive bond	≥ 2.0 MPa	BS EN 1542					
Thermal compatibility	> 2.0 MPa	BS EN 13687-1					
Coefficient of thermal expansion	≤30 x 10 ⁻⁶ Pass	BS EN 1770					
Dangerous Substances	Complies	Clause 5.4					
Reaction to fire	Euroclass A2-s1, d0	BS EN 13501-1					
Chloride ion diffusion	Steady state not reached after 26 years on test	UK method					

Any specification/advice provided is only valid if used with products supplied by John Newton and Company Ltd (trading as Newton Waterproofing Systems). Newton Waterproofing Systems reserve the right to update product literature at any time. Please always refer to our [website](http://www.newtonwaterproofing.co.uk) for the latest versions.