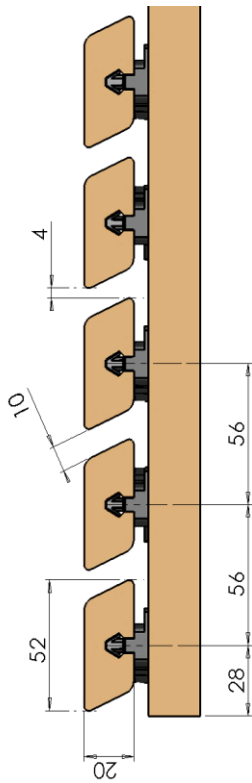
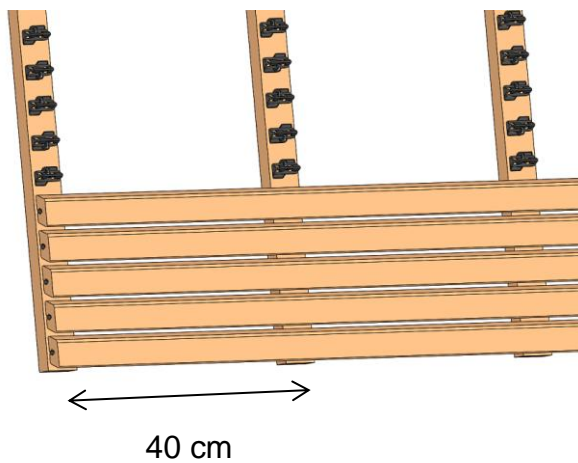

TECHNICAL DATA SHEET – FT079

Cladding range

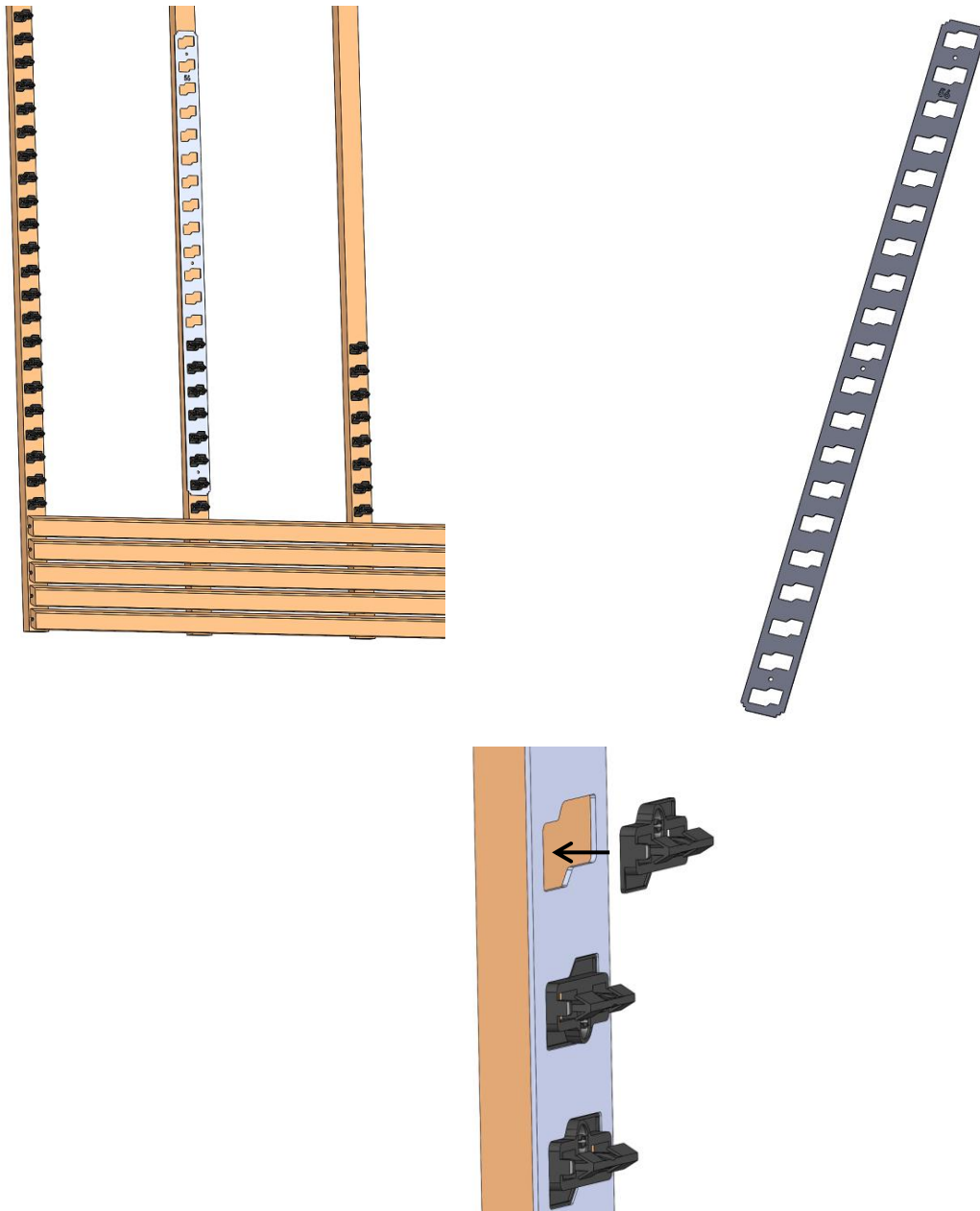
Silva



Batten spacing



Using the template to fasten single clips



Cladding Type	Part number	Description
Silva	MQGAB20056	Template for screwing clip roll 56 - Length 1120 mm

NB: slat spacing can be adjusted easily either by:

- Screwing on the single clips with a different spacing on-site
- Ordering a custom template: please contact us!

grad

Fastening using stabila (pre-equipped structural elements)

SSTPC33805	Stabila clip 56 made of class-4 treated pine pre-fitted with JuAn clips 22 x 50 x 3808 mm
------------	---



Accessories

MQNCP40020	Protective strip without clips width 70 mm 20 m roll
------------	---




MQNCP20000	Single JuAn clips for ROLL Bag of 50 clips
------------	---



Fastening with Torx N°20 stainless steel screws

A system holds the screw in place. The screws can be fitted at all fastening points before tightening.



Screws for battens minimum thickness 22 mm	MRNAV21252	4.5/25 mm A2 stainless steel screws, Box of 200
Screws for battens minimum thickness 40 mm	MQVSX24535	4.5/35 mm A2 stainless steel screws, Box of 200

grad