



PRODUCT DATASHEET

STALWART DOORS

APPLICATIONS:

- Government
- Corporate Buildings
- Plant-room
- Higher Security Areas
- Hospitals
- Cash Centres
- ATM Bunkers

**SECURITY DOORS FOR EXTERNAL
AND BACK-OF-HOUSE APPLICATIONS**

Protect secure areas at risk from attack with Safetell Stalwart Doors

- Highly resistant security materials and design to protect secure areas against combinations of manual attack, bullet, blast, and fire
 - Safetell Stalwart Doors include door leaf, door frame, ironmongery, and optional ancillaries
 - Standard or custom solutions made to match project requirement are available
-



Safetell
SAFETY SECURITY PROTECTION



GENERAL ENQUIRIES:

+44 (0) 1322 22 32 33

sales@safetell.co.uk

www.safetell.co.uk

	Bullet Resistance	Blast Resistance	Fire Resistance	Range Height	Range Width	Depth	Weight	Opening	Construction	Locking	Optional Door Closer	Optional Door Furniture	Finishes
FB3-F180-EXV25	EN1522 - FB3	ISO16933 - EXV25 (100kg of explosive at 25m) Attaining the category (C) Minimal Hazard	BS476 F180 (180 minutes)	18000mm - 2400mm	700mm - 1200mm	80mm	160kg for 2.1m high x 1.0m wide	Outward only (toward attack)	Door leaf and frame are fabricated from steel and composite materials to match resistance levels The door leaf is hung on a continuous heavy duty hinge that includes dogbolts	Standard: Surelock McGill SL313 - 3 point lock, key entry with cylinder guard, thumb turn and lever handle exit Additional locking options are available - call Safetell	Yale W3501	Kick plates, push plates or 'D' handles on either face	Standard leaf and frame finish is polyester powder coated RAL7015 Slate Grey Optional leaf and frame finish as customer selected RAL colour Where applicable optional kick and push plates are grained stainless steel finish
		BS476 F240 (240 minutes)	80mm			180kg for 2.1m high x 1.0m wide	Outward only (toward attack)	Standard: 2x 3G110 and 1x 3R35 Additional locking options are available - call Safetell		Yale W3501			
G2-F240	BS5051 - G2	ISO16933 - EXV25 (100kg of explosive at 25m) Attaining the category (B) No Hazard	BS476 F240 (240 minutes)	18000mm - 2400mm	700mm - 1200mm	80mm	230kg for 2.1m high x 1.0m wide	Outward only (toward attack)	Door leaf and frame are fabricated from steel and composite materials to match resistance levels The door leaf is hung on a continuous heavy duty hinge that includes dogbolts	Standard: Surelock McGill SL313 - 3 point lock, key entry with cylinder guard, thumb turn and lever handle exit	Yale W3501	Kick plates, push plates or 'D' handles on either face	Standard leaf and frame finish is polyester powder coated RAL7015 Slate Grey Optional leaf and frame finish as customer selected RAL colour Where applicable optional kick and push plates are grained stainless steel finish
		ISO16933 - EXV28 (500kg of explosive at 28m) Attaining the category (B) No Hazard	80mm			280kg for 2.1m high x 1.0m wide	Outward only (toward attack)	Standard: Surelock McGill SL313 - 3 point lock, key entry with cylinder guard, thumb turn and lever handle exit		Yale W3501			
FB4-F240-EXV25	EN1522 - FB4	ISO16933 - EXV25 (100kg of explosive at 25m) Attaining the category (B) No Hazard	BS476 F240 (240 minutes)	18000mm - 2400mm	700mm - 1200mm	80mm	230kg for 2.1m high x 1.0m wide	Outward only (toward attack)	Door leaf and frame are fabricated from steel and composite materials to match resistance levels The door leaf is hung on a continuous heavy duty hinge that includes dogbolts	Standard: Surelock McGill SL313 - 3 point lock, key entry with cylinder guard, thumb turn and lever handle exit	Yale W3501	Kick plates, push plates or 'D' handles on either face	Standard leaf and frame finish is polyester powder coated RAL7015 Slate Grey Optional leaf and frame finish as customer selected RAL colour Where applicable optional kick and push plates are grained stainless steel finish
FB4-EXV28	EN1522 - FB4	ISO16933 - EXV28 (500kg of explosive at 28m) Attaining the category (B) No Hazard	80mm			280kg for 2.1m high x 1.0m wide	Outward only (toward attack)	Standard: Surelock McGill SL313 - 3 point lock, key entry with cylinder guard, thumb turn and lever handle exit		Yale W3501			
FB6	EN1522 - FB6			18000mm - 2400mm	700mm - 1200mm	100mm	300kg for 2.1m high x 1.0m wide	Outward only (toward attack)	Door leaf and frame are fabricated from steel and composite materials to match resistance levels The door leaf is hung on a continuous heavy duty hinge that includes dogbolts	Standard: Surelock McGill SL313 - 3 point lock, key entry with cylinder guard, thumb turn and lever handle exit Additional locking options are available - call Safetell		Kick plates, push plates or 'D' handles on either face	Standard leaf and frame finish is polyester powder coated RAL7015 Slate Grey Optional leaf and frame finish as customer selected RAL colour Where applicable optional kick and push plates are grained stainless steel finish

STALWART Security Doors can be supported by our Service + Support agreement. If interested in full maintenance support, please contact our team at www.safetell.co.uk

STALWART Security Doors can be bespoke designed and constructed to a wide variety of specialist needs to meet your requirement - call Safetell +44 (0)1322 223 233

//FB3-F180-EXV25

The FB3-F180-EXV25 Safetell Stalwart door is designed for external or internal use to provide a combination of bullet, fire, and blast resistance in a single door for building perimeter or other back-of-house secure areas



Front Elevation



Dimensions

Range Height: 1,800mm to 2,400mm
 Range Width: 700mm to 1,200mm
 Frame Depth: 80mm



Weight

2.1m High x 1.0m Wide FB3-F180-EXV25 is 160 kg



Resistance

Bullet Resistance EN1522 - FB3



Fire Resistance BS476 F180 (180minutes)



Opening

Only outward opening doors, towards the attack side



Construction

- The door leaf and frame are fabricated from steel and composite materials to match the resistance levels required
- The door leaf is hung on a continuous heavy duty hinge that includes dog-bolts



Locking

- The standard certificated lock is a Surelock McGill SL313
- Optional uncertified locks are available including multiple locks can be 'keyed alike', 'keyed to differ' and or restricted series key sets
- Optional uncertified electric strike or magnetic lock can be fitted to Stalwart doors as agreed to meet project requirement prior to order

Optional Door Closers


- Standard Stalwart FB3-F180-EXV25 doors are supplied without a door closer
- Optional door closers designed to provide automatic door closure for heavy commercial use are available for this door

Finishes

- Standard leaf and frame finish is polyester powder coated RAL7015 Slate Grey
- Optional leaf and frame finish as customer selected RAL colour
- Optional kick plate and push plates are grained stainless steel finish



Threshold Plate



Threshold Upstand

//G2-F240

(Formerly SENTINEL)

The G2-F240 Safetell Stalwart door is designed for external or internal use to provide a combination of bullet and fire resistance in a single door for back-of-house secure areas such as data-storage areas, bonded stock and other secure locations



Front Elevation



Dimensions

Range Height: 1,800mm to 2,400mm
 Range Width: 700mm to 1,200mm
 Frame Depth: 80mm



Weight

2.1m High x 1.0m Wide G2-F240 is 180 kg



Resistance

Bullet Resistance BS5051 - G2



Fire Resistance BS476 F240 (240 minutes)



Opening

Only outward opening doors, towards the attack side



Construction

- The door leaf and frame are fabricated from steel and composite materials to match the resistance levels required
- The door leaf is hung on a continuous heavy duty hinge that includes dogbolts



Locking

- The standard certificated locking is through two 3G110 and one 3R35
- Optional uncertified locks are available including multiple locks can be 'keyed alike', 'keyed to differ' and or restricted series key sets
- Optional uncertified electric strike or magnetic lock can be fitted to Stalwart doors as agreed to meet project requirement prior to order

Optional Door Furniture

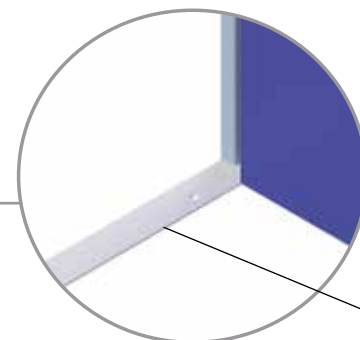
- Standard Stalwart doors are supplied without kick plates or push plates
- Optional kick plates and push plates are available, to be fitted on either or both door leaf faces
- Optional 'D' handles are available, to be fitted on either or both faces

Optional Door Closers

- Standard Stalwart G2-F240 doors are supplied without a door closer
- Optional door closers designed to provide automatic door closure for heavy commercial use are available for this door

Finishes

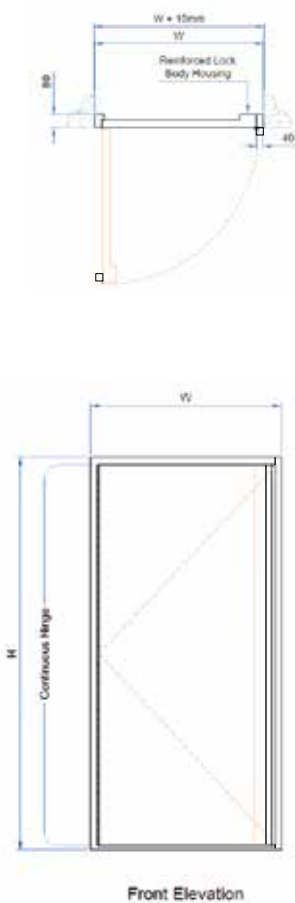
- Standard leaf and frame finish is polyester powder coated RAL7015 Slate Grey
- Optional leaf and frame finish as customer selected RAL colour
- Optional kick plate and push plates are grained stainless steel finish



Threshold Plate

//FB4-F240-EXV25

The FB4-F240-EXV25 Safetell Stalwart door is designed for external or internal use to provide a combination of manual attack, bullet, fire, and blast resistance in a single door for building perimeter or other back-of-house secure areas such as ATM bunkers



Dimensions

Range Height: 1,800mm to 2,400mm
Range Width: 700mm to 1,200mm
Frame Depth: 80mm



Weight

2.1m High x 1.0m Wide FB4-F240-EXV25 is 230 kg



Resistance

Bullet Resistance EN1522 - FB4



Fire Resistance BS476 F240 (240 minutes)

Blast Resistance 100kg of explosive at 25m - ISO16933 Classification EXV25 - attaining the category (B) No Hazard



Opening

Only outward opening doors, towards the attack side



Construction

- The door leaf and frame are fabricated from steel and composite materials to match the resistance levels required
- The door leaf is hung on a continuous heavy duty hinge that includes dogbolts
- The leading edge of the door is protected by steel sections welded to both the leaf and to the frame, to enhance door resistance against attack



Locking

- The standard certificated lock is a Surelock McGill SL313
- Optional uncertified locks are available including multiple locks that can be 'keyed alike', 'keyed to differ' and or restricted series key sets
- Optional uncertified electric strike or magnetic lock can be fitted to Stalwart doors as agreed to meet project requirement prior to order

Optional Door Closers


- Standard Stalwart FB4-F240-EXV25 doors are supplied without a door closer
- Optional door closers designed to provide automatic door closure for heavy commercial use are available for this door

Finishes

- Standard leaf and frame finish is polyester powder coated RAL7015 Slate Grey
- Optional leaf and frame finish as customer selected RAL colour
- Optional kick plate and push plates are grained stainless steel finish



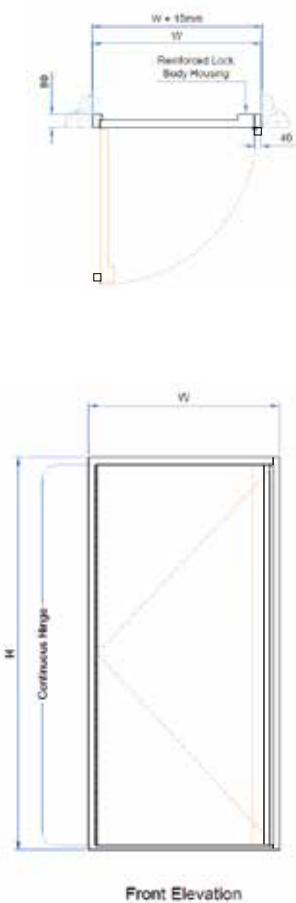
Threshold Plate



Threshold Upstand

//FB4-EXV28

The FB4-EXV28 Safetell Stalwart door is designed for external or internal use to provide a combination of manual attack, bullet and blast resistance in a single door for building perimeter or other back-of-house areas at risk from the highest levels of explosive attack



Dimensions

Range Height: 1,800mm to 2,400mm

Range Width: 700mm to 1,200mm

Frame Depth: 80mm



Weight

2.1m High x 1.0m Wide FB4-EXV28 is 280 kg



Resistance

Bullet Resistance EN1522 - FB4

Blast Resistance 500kg of explosive at 28m - ISO16933 Classification EXV28 - attaining the category (B) No Hazard



Opening

Only outward opening doors, towards the attack side



Construction

- The door leaf and frame are fabricated from steel and composite materials to match the resistance levels required
- The door leaf is hung on a continuous heavy duty hinge that includes dogbolts
- The leading edge of the door is protected by steel sections welded to both the leaf and to the frame, to enhance door resistance against attack



Locking


- The standard certificated lock is a Surelock McGill SL313

Finishes

- Standard leaf and frame finish is polyester powder coated RAL7015 Slate Grey
- Optional leaf and frame finish as customer selected RAL colour



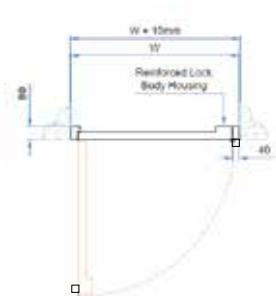
Threshold Plate



Threshold Upstand

//FB6

The FB6 Safetell Stalwart door is designed for external or internal use to provide a combination of manual attack and high level bullet resistance in a single door for building perimeter or other back-of-house areas



Front Elevation



Dimensions

Range Height: 1,800mm to 2,400mm
Range Width: 700mm to 1,200mm
Frame Depth: 100mm



Weight

2.1m High x 1.0m Wide FB6 is 300 kg



Resistance

Bullet Resistance EN1522 - FB6



Opening

Only outward opening doors, towards the attack side



Construction

- The door leaf and frame are fabricated from steel and composite materials to match the resistance levels required
- The door leaf is hung on a continuous heavy duty hinge that includes dogbolts
- The leading edge of the door is protected by steel sections welded to both the leaf and to the frame, to enhance door resistance against attack



Locking

- The standard certificated lock is a Surelock McGill SL313
- Optional uncertified locks are available including multiple locks that can be 'keyed alike', 'keyed to differ' and or restricted series key sets
- Optional uncertified electric strike or magnetic lock can be fitted to Stalwart doors as agreed to meet project requirement prior to order

Optional Door Furniture


- Standard Stalwart FB6 doors are supplied without kick plates or push plates
- Optional kick plates and push plates are available, to be fitted on either or both door leaf faces
- Optional 'D' handles are available, to be fitted on either or both faces

Finishes

- Standard leaf and frame finish is polyester powder coated RAL7015 Slate Grey
- Optional leaf and frame finish as customer selected RAL colour
- Optional kick plate and push plates are grained stainless steel finish



Threshold Plate



Threshold Upstand

HELPING SECURE YOUR ORGANISATION

With 30 years of security expertise, Safetell has worked on a vast number of projects throughout the years with an emphasis on providing the best products and bespoke solutions possible, with strong relationships formed across a wide number of sectors, from customer-facing environments such as banks, building societies, corporate offices and high end retailers to private and specialist facilities, such as data centres, schools and hospitals.

EXPANSIVE PRODUCT RANGE

From manual attack resistant cash counters, windows and moving security screens; to bullet resistant doors, partitions, and interlocking door airlocks.

Safetell offers a wide array of bespoke solutions built upon an expansive range of options, allowing for unique solutions to be designed specially to protect staff and assets.



BESPOKE SOLUTIONS

Designed from start to end to meet any requirements.

PROJECT DELIVERY

Our collaborative approach to security is backed up by accreditation, expert technicians and managers, industry best-practice and peace of mind.

From specification to installation and delivery, Safetell's provides a dedicated single-point of contact to manage every part of your solution. All Safetell staff are vetted to BS5878:2012.



END-TO-END SERVICE

Secured solutions for peace of mind

SERVICE AND SUPPORT

Our Service Division has been instrumental in building our reputation as a premium security supplier and service provider, extending the life of your products and reducing operating costs.

We are a leading designer, manufacturer, installer and maintenance provider of a wide range of Physical Security, Cash Management, Asset Protection and Counter Terror solutions.



24/7 SUPPORT

Nationwide call-out from vetted engineers

We are fully accredited...



CONTACT

Address

Safetell
46 Fawkes Avenue
Dartford
DA1 1JQ

Phone

Sales:
+44 (0)1322 223 233
Support:
+44 (0)1322 428 971

Online

Sales: sales@safetell.co.uk
Support: support@safetell.co.uk

Version: 08/05/19