

Technical Datasheet - Stair Nosing

Aluminium Slimline Nosing - NSL

Product Description

The NSL Profile is designed to be used in most commercial and industrial applications with a coloured PVC insert. It is available in a 3mm gauge allowing for fixing with Vinyl, linoleum and medium carpets or similar floor covering. The profile is available in a range of designs with DDA and building regulations accounted for. Further technical information available on request.

Dimensions and Colour

Stock Lengths are available in 2.46m, 2.77m and 3.22m with a selection of slip reducing PVC insert colours - see nosing colour charts for availability.

Profiles can be anodised and cut to length upon request.



Range



Technical Datasheet - Stair Nosing

Available Inserts

Standard PVC Insert



Standard (Internal P.V.C)

A REACH compliant flexible PVC extrusion grade specifically designed for non-scuff stair nosing applications with good anti-slip properties; to our knowledge our inserts achieve the best slip resistance results in the market.

Slip Resistance

Inclined Platform Test DIN 51130:2010

Category: R11

Slip Resistance BS 7976-2:2002

Pendulum Test

PTV Average Dry Value: 66

PTV Average Wet Value: 54

Silicon Carbide Insert - NSL23 Only



Silicon Carbide (External)

A tough, durable mineral coated material, suitable for external use.

Slip Resistance

Australian Standard; AS/NZS 4586:2004 Slip resistance classification of new pedestrian surface materials,

Appendix D: OIL-WET Ramp

Category: R13

Australian Standard; AS/NZS 4586:2004 Slip resistance classification of new pedestrian surface materials,

Appendix A: WET Pendulum (Four S slider):

PTV Average Wet Value: 73

*CSIRIO has categorised the AS4586 classifications into sub-groups Low, Medium and High.

Tredsafe Insert



Tredsafe® (External Silica Quartz)

Tredsafe insert is manufactured from a special blend of P.V.C., silica quartz and polymeric plasticiser giving an homogeneous hard wearing anti-slip flooring for wet and dry conditions. (Meets British Standard for Sheet Vinyl and Vinyl Tiles BS3261:1973).

Tredsafe insert is resistant to attack from ultraviolet light, oil, grease, petrol, salt, dilute acids and alkalis, common household chemicals and detergents. Organic solvents will soften Tredsafe insert.

Tredsafe insert is produced with a polyurethane coating which reduces dirt retention. The three dimensional pyramid pattern which provides excellent slip resistance in the wet will require more care than a smooth flooring surface.

As with any flooring, regular maintenance is important to prevent excessive soiling. Cleaning is best achieved by scrubbing with a bristle brush in conjunction with warm soapy water. Commercial cleaning machines such as the "Scrub-Vac" are also suitable

Slip Resistance

Inclined Platform Test DIN 51130:2010

Category: R11

Slip Resistance BS 7976-2:2002

Pendulum Test

PTV Average Dry 57

PTV Average Wet 47

LRV Tables

STANDARD INSERT COLOUR	LRV
BLACK	4.5
GREEN	6.3
BROWN	9.1
COBALT BLUE	9.2
RED	10.6
SKY BLUE	13.5
MIDNIGHT GREY	12.8
DOLPHIN GREY	27.6
BEIGE	41.1
ICE GREY	42.1
CANVAS	53.2
YELLOW	55.7
WHITE	79.9

TREDSAFE INSERT COLOUR	LRV
BLACK	4.8
MID GREY	18.2
YELLOW	46.1
WHITE	82.7

Slip Resistance

The UK slip resistance group recommends the following guidelines;

PTV	Slip Potential
0-24	High
25-35	Moderate
36+	Low

Slip-resistance tests have been independently undertaken by Lucideon Ltd using the pendulum and inclined platform test (excluding NSL23).



Genesis
For the Perfect Finish

Technical Datasheet - Stair Nosing

Technical Details

Aluminium

Chemical composition: In accordance with BS EN 573-3:2003 Aluminium and aluminium alloys. The trace elements of the composition which determine the alloy selected are 6063 Thermal Treatment designations: T6. To the best of our knowledge this is at least equal to the best in the market.

Manufacturing Tolerance: In accordance with BS EN 755

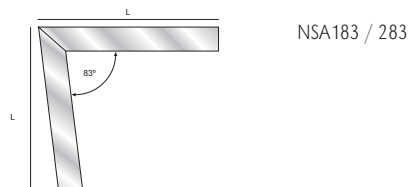
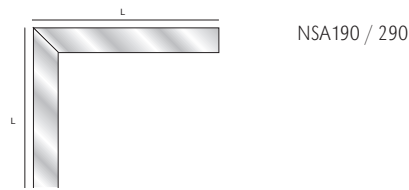
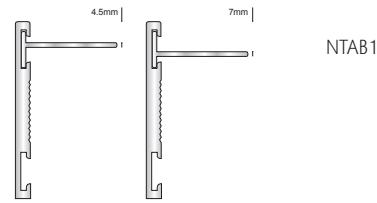
Maintenance

Inserts: All inserts should be cleaned using a neutral detergent and thoroughly rinsed with clean water. Ensure all inserts are dry prior to receiving foot traffic.

Aluminium Channel: These can be polished using steel wool or cloth to maintain the appearance - under no circumstances should solvent cleaners be utilised in cleaning or maintaining Genesis Aluminum Products.

Allied Product

NSA/NTL/NTAB1 - Stair Edge Trims and Angles.



Installation

1. Ensure the steps are dry, clean, free of debris, level and even.
2. If Predrilled use the drillholes to mark steps for drilling location.
3. Drill and Plug the steps.
4. Apply suitable adhesive to the underside of the nosing and apply nosing to the step.
5. Screw down the step with the appropriate size screws.
6. Apply insert (if separate) or insert pip to cover screw head.

P.V.C. Trim • Stair Nosings • Expansion Joints • Transitions • Seals • Edge Protection • Metal Trim • Skirting • Tools

Tel: +44 (0)1642 713000

Email: info@genesis-gs.com

www.genesis-gs.com

UK Head Office & Factory
Stokesley Business Park Stokesley
North Yorkshire TS9 5JZ UK

Genesis
For the Perfect Finish

